



Mobile logistics systems





Caster types

Page 458



maxmobile 1, maxmobile 2

Page 460



Drawer tool sets

Page 470



Mobile drawer cabinets

Page 474



Mobile workbenches

Page 486



Mobile computer, measuring and testing stations

Page 496



Multi-trolleys, parts trolleys

Page 504



Other mobile units

New

Page 510



Mobile workraster unit

Page 524



Mobile workergo unit

Page 528



Mobile workline unit

Page 529





Caster types for drawer cabinets

- For safety reasons, the maximum total load for a set of casters is 75% of the indicated load capacity



04ST500L80



04ST500LF80



04ST736B80



04ST736L80



04ST736LF80

Casters for T500 mobile drawer cabinets

- Steering caster with back hole, Ø 80 mm
- Load capacity per caster 50 kg

Item no.	Version
04ST500L80	Steering caster without lock
04ST500LF80	Steering caster with lock

Casters for T736 mobile drawer cabinets

- Fixed and steering caster with screw-on plate, Ø 80 mm
- Wheel made of high-quality, unbreakable polyamide 6, natural white
- Load capacity per caster 200 kg

Item no.	Version
04ST736B80	Fixed caster
04ST736L80	Steering caster without lock
04ST736LF80	Steering caster with lock



04SWEL125



04SWELF125



04ST736B125



04ST736L125



04ST736LF125

Casters for T500 mobile drawer cabinets

- Steering caster with back hole, Ø 125 mm
- Wheel made of high-quality elastic solid rubber
- Quiet running, low roll resistance, very gentle on floors
- Load capacity per caster 150 kg


Item no.	Version
04SWEL125	Steering caster without lock
04SWELF125	Steering caster with lock

Casters for T736 mobile drawer cabinets

- Fixed and steering caster with screw-on plate, Ø 125 mm
- Wheel made of high-quality elastic solid rubber
- Quiet running, low roll resistance, very gentle on floors
- Load capacity per caster 150 kg

Item no.	Version
04ST736B125	Fixed caster
04ST736L125	Steering caster without lock
04ST736LF125	Steering caster with lock

Caster types for workbenches



- For safety reasons, the maximum total load for a set of casters is 75% of the indicated load capacity



04SWEL125



04SWELF125



04WB200



04WL200



04WLF200

Casters for T500 and T750 mobile workbenches

- Steering caster with back hole, Ø 125 mm
- Wheel made of high-quality elastic solid rubber
- Quiet running, low roll resistance, very gentle on floors
- Load capacity per caster 150 kg

Item no.	Version
04SWEL125	Steering caster without lock
04SWELF125	Steering caster with lock

Casters for T750 mobile box workbenches

- Fixed and steering caster with screw-on plate, Ø 200 mm
- Wheel made of standard solid rubber
- Very high driving comfort, quiet running, very gentle on floors
- Load capacity per caster 205 kg

Item no.	Version
04WB200	Fixed caster
04WL200	Steering caster without lock
04WLF200	Steering caster with lock

maxmobile 1 and workergo series



04MB100



04ML100



04MLF100



4XXXXXMB100



4XXXXXMLF100

Casters for maxmobile 1

- Fixed and steering caster with back hole, Ø 100 mm
- Wheel made of high-quality thermoplastic rubber elastomer (TPE)
- High driving comfort, quiet running, low roll and swivel resistance, gentle on floors
- Load capacity per caster 110 kg

Item no.	Version
04MB100	Fixed caster
04ML100	Steering caster without lock
04MLF100	Steering caster with lock

workergo series expander casters

- Fixed and steering caster, Ø 100 mm
- Wheel made of high-quality thermoplastic rubber elastomer (TPE)
- High driving comfort, quiet running, low roll and swivel resistance, gentle on floors
- Load capacity per caster 110 kg

Item no.	Version
4XXXXXMB100	Fixed caster
4XXXXXML100	Steering caster without lock
4XXXXXMLF100	Steering caster with lock

Mobile logistics systems

maxmobile 1 and 2

maxmobile

Series	Series
maxmobile 1	maxmobile 2



	Housing W x D	Housing W x D
	630 x 390	630 x 490
Height	Usable heights	Usable heights
208	—	—
215	—	—
358	—	—
365	—	—
465	—	—
469	—	—
500	—	—
519	—	—
619	—	—
719	600	600
819	—	—
919	—	—
1019	—	—
1319	—	—
1519	—	—

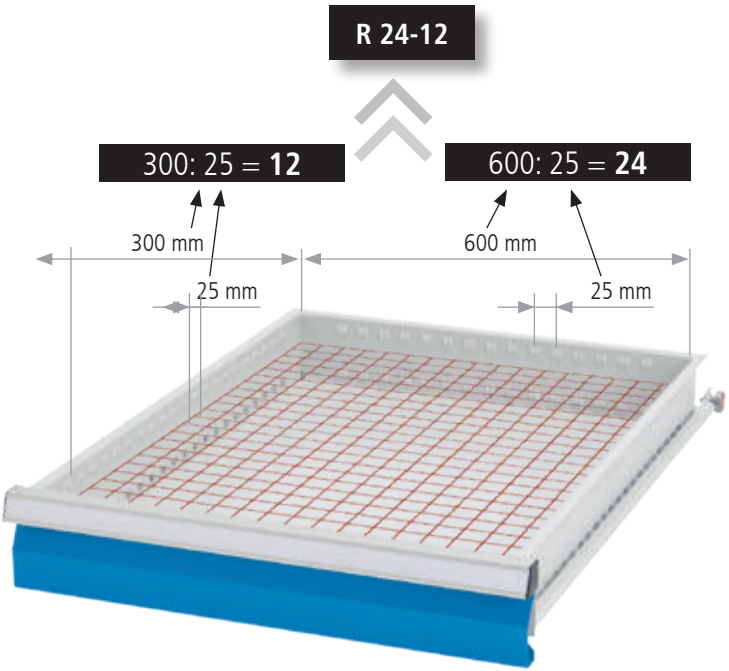


	Drawer W x D	Drawer W x D
	600 x 300	600 x 400
Height	Load capacity	Load capacity
50	35 kg	35 kg
75	35 kg	35 kg
100	35 kg	35 kg
125	—	—
150	35 kg	35 kg
175	—	—
200	35 kg	35 kg
250	—	—
300	—	—
400	—	—



	Series	Series
	maxmobile 1	maxmobile 2
	T390 24-12	T490 24-16
Grid:	R 24-12	R 24-16

Grid subdivision



maxmobile 1 and 2

Mobile logistics systems

- Internal usable area: 600 x 300 mm
- Drawers with full pull-out (FP) 100 %, load capacity 35 kg
- Supplied without decoration, tools and hooks



maxmobile 1

- 5x drawer
- 2x fixed and 2x steering caster with locks, Ø 100 mm
- 1x waste bin, 1x bottle and can holder
- 1x support tray, 1x wooden panel, 1x side cover panel
- 1x swivelling laptop tray
- 1x perforated wall setup 300 mm with swivelling side parts

Item no.	Dimensions in mm (WxDxH)
08.88.90-1	780 x 480 x 1540



maxmobile 2

- 6x drawer
- Axle with 2x fixed caster, Ø 150 mm, 2x steering caster with lock, Ø 100 mm
- 1x waste bin, 1x bottle and can holder
- 1x support tray, 1x wooden panel, 1x side flap
- 1x swivelling laptop tray
- 1x perforated wall setup 300 mm with swivelling side parts

Item no.	Dimensions in mm (WxDxH)
08.89.92-1	780 x 580 x 1540



maxmobile 2

- 5x drawer
- Axle with 2x fixed caster, Ø 150 mm, 2x steering caster with lock, Ø 100 mm
- 1x bottle and can holder
- 1x waste bin, 1x support tray, 1x wooden panel, 1x side flap
- 1x swivelling laptop tray

Item no.	Dimensions in mm (WxDxH)
08.89.90-1	780 x 580 x 912



maxmobile 2

- 5x drawer
- 1x waste bin, 1x support tray, 1x wooden panel, 1x side cover panel
- 1x swivelling laptop tray
- Axle with 2x fixed caster, Ø 150 mm, 2x steering caster with lock, Ø 100 mm
- 1x perforated wall setup 600 mm with swivelling side walls

Item no.	Dimensions in mm (WxDxH)
087.89.303-2	780 x 580 x 1540

maxmobile 1



maxmobile 1

maxmobile 1



- Internal usable area: 600 x 300 mm
- 100 % full pull-out of drawers with max. 35 kg load capacity
- Central locking
- Precise locking and self-retraction
- Circumferential impact and heel protection
- 2x fixed and 2x steering caster with locks, Ø 100 mm
- Comprehensive range of divider material
- Wide range of accessories for every application
- Plastic support surface with moulded surfaces for small parts and ergonomic handles
- Support surface is highly resistant to chemicals and oil
- Support surface in either plastic or beech multiplex version
- Powder coating in 15 standard colours (colour combinations possible)

Your advantages:

- Space-saving
- Small and manoeuvrable
- Comfortable, safe ride
- Theft-proof central locking with "B+H" locking system
- Wide range of accessories for every application
- Comprehensive range of divider material
- Individual configuration
- Eco-friendly painting procedure
- No risk of injury from snagging



maxmobile 1

- 2x hinged door
- 1x internal perforated wall on each side
- 1x shelf

Item no.	Dimensions in mm (WxDxH)
08.88.03	780 x 480 x 912



maxmobile 1

- 6x drawer
- 1x side cover panel

Item no.	Dimensions in mm (WxDxH)
08.88.93	780 x 480 x 912



maxmobile 1

- 6x drawer
- 1x side cover panel

Item no.	Dimensions in mm (WxDxH)
08.88.92	780 x 480 x 912

maxmobile 1

maxmobile 1

- 4x drawer
- 1x side cover panel

Item no.	Dimensions in mm (WxDxH)
08.88.91	780 x 480 x 912



Individual arrangement

2x hinged door with lock

- Cylinder lock with central locking

Item no.	Usable heights (mm)
08.88.FLGSE	600



Support rail for open fronted storage bins

- For hanging on the perforated wall

Item no.	Width in mm
03.900.06	300
03.900.05	450



Open fronted storage bins

- Polypropylene

Item no.	Dimensions in mm (WxDxH)
03.900.001	100 x 95 / 65 x 50
03.900.002	100 x 175 / 140 x 75
03.900.003	145 x 235 / 195 x 125



Hook assortment

- 10 parts

Item no.
03.87.395-10




Housing with 2x fixed and 2x steering caster with locks, Ø 100 mm

Item no.	Dimensions in mm (WxDxH)	Usable height in mm
08.88.10	780 x 480 x 912	600

Drawers

- 600 x 300 mm (W x D) with full pull-out 100 % – 35 kg

Item no.	Front height	Shell height	Usable height	Load capacity
08.88.60	50	35	40	35 kg
08.88.64	75	60	65	35 kg
08.88.61	100	85	90	35 kg
08.88.62	150	135	140	35 kg
08.88.63	200	185	190	35 kg



Beech multiplex panel

- For inserting in the plastic storage area

Item no.	Dimensions in mm (WxDxH)
08.88.70	570 x 280 x 15



Support tray

- With paper roll holder

Item no.	Dimensions in mm (WxD)
08.88.72	435 x 200



Swivelling laptop tray

- With locking

Item no.	Dimensions in mm (WxD)
08.88.73	300 x 420



Bottle and can holder

- Hung on the side

Item no.	Dimensions in mm (WxDxH)
08.88.74	380 x 90 x 85



Document holder

- Hung on the side

Item no.	Dimensions in mm (WxDxH)
08.88.75	380 x 45 x 190



Waste bin

- Hung on the side

Item no.	Dimensions in mm (WxDxH)
08.88.76	375 x 170 x 150



Perforated wall setup

- With swivelling side parts

Item no.	Dimensions in mm (W x H)
08.88.77	1250 x 300
08.89.50	1380 x 600

- Without swivelling side walls

Item no.	Dimensions in mm (W x H)
08.88.89	630 x 300
08.89.51	630 x 568



Perforated side wall

- Hung on the side

Item no.	Dimensions in mm (WxDxH)
08.88.79	388 x 15 x 712



Side cover panel

- Semi-circular, hung on the side

Item no.	Dimensions in mm (WxDxH)
08.88.81	388 x 15 x 712

Drawer inserts R 24-12, internal dimensions 600 x 300 mm



- 2x TP with 2 troughs
- 4x TP with 3 troughs
- 2x TP with 4 troughs
- 4x SDIV for 2 troughs
- 12x SDIV for 3 troughs
- 8x SDIV for 4 troughs

Item no.	Front
08.88.30	50

- Foam mat

Item no.	Front
08.88.41	100

- 3x CCR 300 mm
- 8x DIV 150 mm

Item no.	Front
08.88.36	100
08.88.37	150
08.88.42	200

- 2x CCR 300 mm
- 6x DIV 200 mm

Item no.	Front
08.88.38	100
08.88.39	150
08.88.43	200

- 4x SPB 150 x 150 mm
- 6x SPB 75 x 150 mm
- 4x SPB 75 x 75 mm

Item no.	Front
08.88.34	50
08.88.35	100

CCR = Centre compartment rails, DIV = Divider, SPB = Small Parts Box, TP = Trough Plate, SDIV = Slot-in divider



maxmobile 2

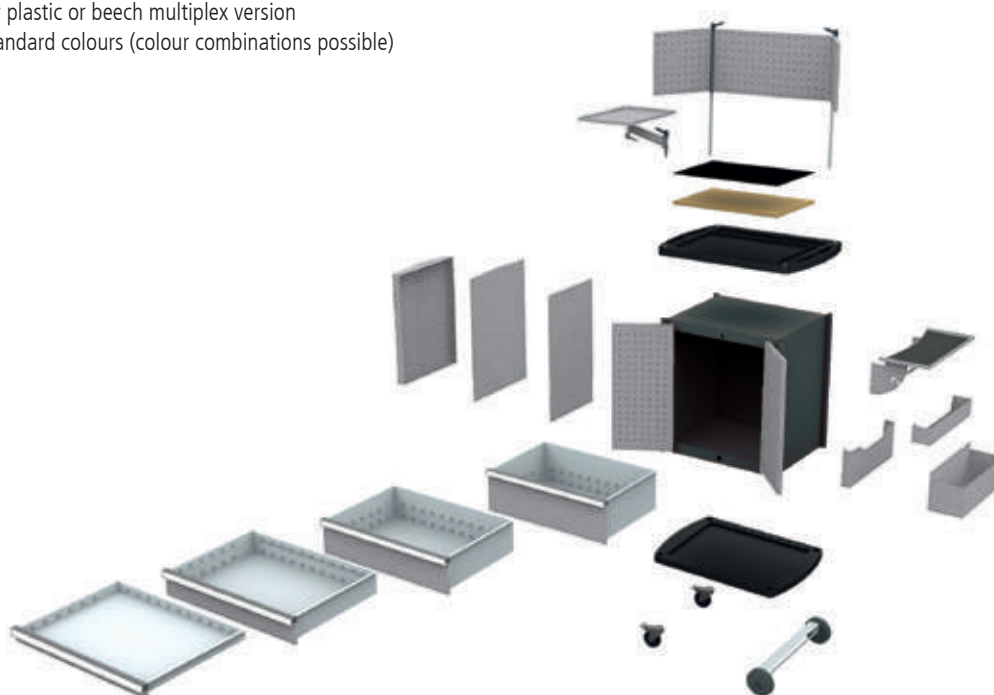
maxmobile 2



- Drawer interior dimension 600 x 400 mm
- 100 % full pull-out of drawers with max. 35 kg load capacity
- Central locking
- Precise locking and self-retraction
- Circumferential impact and heel protection
- Axle with 2x fixed caster, Ø 150 mm, 2x steering caster with lock, Ø 100 mm
- Comprehensive range of divider material
- Wide range of accessories for every application
- Plastic support surface with moulded surfaces for small parts and ergonomic handles
- Support surface is highly resistant to chemicals and oil
- Side cover for the storage of long tools
- Support surface in either plastic or beech multiplex version
- Powder coating in 15 standard colours (colour combinations possible)

Your advantages:

- Reinforced wheel set for higher load
- maxmobile 2 offers 25% more volume
- Larger storage shelves
- More storage space
- Theft-proof central locking with "B+H locking system"
- Wide range of accessories for every application
- Individual configuration
- No risk of injury from snagging



maxmobile 2

- 4x drawer
- 1x side cover panel

Item no.	Dimensions in mm (WxDxH)
08.89.91	780 x 580 x 912



maxmobile 2

- 6x drawer
- 1x side cover panel

Item no.	Dimensions in mm (WxDxH)
08.89.93	780 x 580 x 912



maxmobile 2

- 6x drawer
- 1x side cover panel

Item no.	Dimensions in mm (WxDxH)
08.89.92	780 x 580 x 912

maxmobile 2

maxmobile 2

- 2x hinged door, each with 1x internal perforated wall
- 1x shelf
- 1x internal perforated wall on each side

Item no.	Dimensions in mm (WxDxH)
08.89.03	780 x 580 x 912



Individual arrangement

2x hinged door with lock

- Cylinder lock with central locking


Item no.	Usable heights (mm)
08.88.FLGSE	600



Side flap

- For long tools

Item no.	Dimensions in mm (WxDxH)
08.89.88	490 x 70 x 600



Anti-slip mat insert

- For inserting in the plastic storage area

Item no.	Dimensions in mm (WxDxH)
08.89.71	570 x 380 x 3



Housing with 2x caster, Ø 150 mm, 2x steering caster with lock, Ø 100 mm

- Total height = 600 mm usable height + 119 mm +150 mm

Item no.	Dimensions in mm (WxDxH)	Usable height in mm
08.89.10	780 x 580 x 912	600

Drawers

- 600 x 400 mm (W x D) with full pull-out 100 % – 50 kg

Item no.	Front height	Shell height	Usable height	Load capacity
08.89.60	50	35	40	50 kg
08.89.59	75	59	60	50 kg
08.89.61	100	85	90	50 kg
08.89.62	150	135	140	50 kg
08.89.63	200	185	190	50 kg

**Beech multiplex panel**

- For inserting in the plastic storage area

Item no.	Dimensions in mm (WxDxH)
08.89.70	570 x 380 x 15

**Support tray**

- With paper roll holder

Item no.	Dimensions in mm
08.89.72	535 x 200

**Swivelling laptop tray**

- With locking

Item no.	Dimensions in mm
08.88.73	300 x 420

**Bottle and can holder**

- Hung on the side

Item no.	Dimensions in mm (WxDxH)
08.89.74	480 x 90 x 85

**Document holder**

- Hung on the side

Item no.	Dimensions in mm (WxDxH)
08.89.75	480 x 45 x 190

**Waste bin**

- Hung on the side

Item no.	Dimensions in mm (WxDxH)
08.89.76	475 x 170 x 150

**Perforated wall setup**

- With swivelling side parts

Item no.	Dimensions in mm (W x H)
08.88.77	1250 x 300
08.89.50	1380 x 600

- Without swivelling side walls

Item no.	Dimensions in mm (W x H)
08.88.89	630 x 300
08.89.51	630 x 568

**Perforated side wall**

- Hung on the side

Item no.	Dimensions in mm (WxDxH)
08.89.79	488 x 15 x 712

**Side cover panel**


- Semi-circular, hung on the side

Item no.	Dimensions in mm (WxDxH)
08.89.81	488 x 15 x 712

Drawer inserts R 24-16, internal dimensions 600 x 400 mm

- 2x CCR 400 mm
- 5x DIV 200 mm

Item no.	Front
168-136-100	100
168-136-150	150
168-136-200	200



- 5x SPB 150 x 150 mm
- 4x SPB 75 x 150 mm
- 4x SPB 75 x 75 mm
- 1x DIV 600 mm
- 2x DIV 100 mm

Item no.	Front
168-132	100




- 3x CCR 400 mm
- 8x DIV 150 mm

Item no.	Front
168-139-100	100
168-139-150	150
168-139-200	200

CCR = Centre compartment rails, DIV = Divider, SPB = Small Parts Box, TP = Trough Plate, SDIV = Slot-in divider

Drawer tool sets

maxmobile 1 drawer tool sets



New



Set of turbular hexagon box spanner and double-end box wrench, 15 pcs.

- Turbular hexagon box spanner, DIN 896, Version B 6 x 7, 8 x 9, 10 x 11, 12 x 13, 14 x 15, 16 x 17, 18 x 19, 20 x 22 mm
- Mandrel, 5-fold
- Jaw spanner, adjustable to SW 30, 10"/ 250 mm
- Double-end box wrench 8 x 10, 10 x 12, 11 x 13, 14 x 17, 19 x 22 mm

Item no.	Dimensions in mm (WxD)
08.88.207	565 x 300

Set of T-handle screwdrivers, 15 pcs.

- Inlet two-coloured black/blue
- Hex T-handle screwdriver, DIN 911, 2, 3, 4, 5, 6, 8, 10 mm
- T-handle screwdriver, internal Torx TX 10, 15, 20, 25, 27, 30, 40, 45

Item no.	Dimensions in mm (WxD)
08.88.200	565 x 300

Accessories for individual configuration of maxmobile 1 and 2



Cutting tool, 50 mm

- Flat wide tool for individual creation of inlets

Item no.	Dimensions in mm
08.90.01	50 mm



Cutting tool, 20 mm

- Flat small tool for individual creation of inlets

Item no.	Dimensions in mm
08.90.02	20 mm



Cutting tool, 20 x 20 mm

- Semicircular tool for individual creation of inlets

Item no.	Dimensions in mm
08.90.03	20 x 20



Inlet, untreated


- 2 colours: blue 5 mm, black 20 mm height

Item no.	W x D in mm
08.90.10	600 x 300
08.90.11	600 x 400

**Set of hammers, files, chisels and saws, 16 pcs.**


- Inlet two-coloured black/blue
- Fitter's hammer, DIN 1041, 500 g
- Plastic embossing and dinging hammer, 32 mm
- Engineer's file, DIN 7261 A, 200 mm flat, triangular, round, square and half-round
- Metal saw frame, 250 mm
- Tool set, 6 pcs., plastic feeler gauge, 100 mm sheet, bolted, 20 x 2 – 40/100
- Steel tape measure 3 m

Item no.	Dimensions in mm (WxD)
08.88.203	565 x 300

**Key set, 21 pcs.**

- Inlet two-coloured black/blue
- Combination spanner DIN 3113 A, 6, 7, 8, 9, 10, 11, 12, 13, 14, 17, 19, 22, 24 mm
- Double-ended ring spanners, DIN 838 6 x 7, 8 x 9, 10 x 11, 12 x 13, 14 x 15, 16 x 17, 18 x 19, 20 x 22 mm

Item no.	Dimensions in mm (WxD)
08.88.204	565 x 300

**Set of 1/4"-12" socket keys, 71 pcs.**

- Inlet two-coloured black/blue
- 1/2" reversible ratchet, 270 mm
- 1/2" extension, 75 and 250 mm
- 1/2" cardan joint, 75 mm
- 1/2" hex socket 10, 11, 12, 13, 14, 15, 16, 17, 19, 22, 24, 27, 30, 32 mm
- 1/4" reversible ratchet, safety extension, 140 mm
- 1/4" extension, DIN 3123, 50 and 100 mm
- 1/4" drive handle, DIN 3122, 150 mm
- 1/4" hex socket 4, 4.5, 5, 5.5, 6, 7, 8, 9, 10, 11, 12, 13, 14 mm
- 1/4" internal Torx socket, TX 8, 10, 15, 20, 25, 27, 30, 40
- 1/4" external Torx socket, E 4, 5, 6, 7, 8, 10, 11
- 1/4" cross-head socket, PH 1, 2, 3
- 1/4" slot drive socket, 4 x 25, 5,5 x 25, 7 x 25 mm
- Angled hex key, long, ball head, 9 pcs. 1.5 – 10 mm

Item no.	Dimensions in mm (WxD)
08.88.205	565 x 300

**Set of pliers/screwdrivers, 14 pcs.**


- Inlet two-coloured black/blue
- Cross-head screwdriver, Pozidriv, DIN ISO 8764-1/-2, PZ 1, 2, 3
- Cross-head screwdriver, DIN ISO 8764-1/-2, PH 1, 2, 3
- Workshop screwdriver, DIN 5265, D, 6,5 x 150, 5,5 x 125, 6,5 x 125 mm
- Water pump pliers, ISO 8976, B, 240 mm
- High leverage combination pliers, DIN ISO 5746, 7" / 180 mm
- Diagonal cutter, DIN ISO 5749, 6.1/4" / 160 mm
- Telephone pliers, ISO 5745, straight, 6.3/4" / 170 mm
- Universal grip pliers, 10" / 250 mm

Item no.	Dimensions in mm (WxD)
08.88.206	565 x 300



Drawer tool sets

maxmobile 2 drawer tool sets



Set of spanners, 100, 8 pcs.

- Inlet two-coloured black/blue
- Double open-ended spanner DIN 3110 6 x 7, 8 x 9, 10 x 11, 12 x 13, 14 x 15, 16 x 17, 18 x 19, 20 x 22 mm

Item no.	Dimensions in mm
08.89.200	400 x 200



Set of spanners, 185, 8 pcs.

- Inlet two-coloured black/blue
- Combination spanner, DIN 3113 A 8, 10, 11, 13, 14, 17, 19, 22 mm

Item no.	Dimensions in mm
08.89.201	400 x 200



Set of spanners, 190, 8 pcs.

- Inlet two-coloured black/blue
- Combination spanner, DIN 3113 B 8, 10, 11, 13, 14, 17, 19, 22 mm

Item no.	Dimensions in mm (WxD)
08.89.202	400 x 200



Set of hammers, chisels and drift punches, 11 pcs.


- Inlet two-coloured black/blue
- Fitter's hammer, DIN 1041, 500 g
- Flat chisel, DIN 6453, form A, 150 and 200 mm
- Centre punch, pin punch, DIN 6450, form C, 3, 4, 5, 6 mm
- Suprabeam Q1 LED tube light
- Snap-off knife, 18 mm
- Steel tape measure 3 m

Item no.	Dimensions in mm (WxD)
08.89.203	400 x 200

Set of 1/4" socket keys, 84 pcs.

- Inlet two-coloured black/blue 1/4" reversible ratchet
- Safety extension, 140 mm, 1/4" sliding T-handle, DIN 3122, 115 mm
- 1/4" cardan joint, DIN 3123, 37 mm
- 1/4" extension, DIN 3123, 50 and 100 mm
- 1/4" drive handle, DIN 3122, 150 mm
- 1/4" hex socket 4, 4.5, 5, 5.5, 6, 7, 8, 9, 10, 11, 13 mm
- 1/4" slot drive socket, 4 x 25, 5,5 x 25, 7 x 25 mm
- 1/4" cross-head socket, PH 1, 2, 3
- 1/4" hex socket, 3, 4, 5, 6, 8 mm
- 1/4" connector, A/M 3/8" - I/F 1/4", 1/4" insert
- External Torx, E 4, 5, 6, 7, 8, 10, 11
- 1/4" internal Torx socket, TX 8, 10, 15, 20, 25, 27, 30, 40
- Angled hex key, long, ball head, 9 pcs. 1.5 – 10 mm
- 1/4 connector for 1/4" bits, A/M 1/4" - I/F 1/4"
- Torx bit assortment with 72 teeth ratchet, 31 pcs.


Item no.	Dimensions in mm (WxD)
08.89.204	400 x 200



**Set of screwdrivers, 10 pcs.**

- Inlet two-coloured black/blue
- Electrician's screwdriver, DIN 5265, carburettor screwdriver 4 x 80 mm, PH1
- Workshop screwdriver, DIN 5265, D, 5 x 100, 5,5 x 125, 6,5 x 150 mm
- Cross-head screwdriver, DIN ISO 8764-1/-2, PH 0, 1, 2
- Voltage tester, VDE 0680, 3 mm

Item no.	Dimensions in mm
08.89.207	400 x 200

**Set of circlip pliers, 4 pcs.**


- Inlet two-coloured black/blue
- Circlip pliers, DIN 5254, A, A2
- Circlip pliers, DIN 5254, B, A21
- Circlip pliers, DIN 5256, C, J2
- Circlip pliers, DIN 5254, D, J21

Item no.	Dimensions in mm
08.89.208	400 x 200

**Set of pliers, 4 pcs.**

- Inlet two-coloured black/blue
- High leverage combination pliers, DIN ISO 5746, 7" / 180 mm
- High leverage diagonal cutter, DIN ISO 5749, 7" / 180 mm
- Water pump pliers, ISO 8976, B, 240 mm
- Telephone pliers, ISO 5745, straight, 8" / 205 mm

Item no.	Dimensions in mm (WxD)
08.89.209	400 x 200

**1/2" hex key Set of socket keys, 31 pcs.**


- Inlet two-coloured black/blue
- 1/2" hex socket, 5 x 60, 5 x 110, 6 x 60, 6 x 110, 7 x 100, 8 x 60, 8 x 110, 10 x 60, 12 x 60, 14 x 60, 17 x 60, 7 x 60 mm
- 1/2" socket B & S / XZN M 5 x 60, 6 x 60, 6 x 100, 8 x 60, 8 x 100, 10 x 60, 10 x 100, 12 x 100 mm; 1/2" internal Torx socket, TX 25 x 60,
- 27 x 60, 30 x 60, 40 x 60, 45 x 60, 50 x 60, 55 x 60, 60 x 60, 45 x 140, 55 x 140, 70 x 110 mm

Item no.	Dimensions in mm (WxD)
08.89.210	400 x 200

**Set of socket keys 1/2", hex key, 22 pcs.**

- Inlet two-coloured black/blue
- 1/2" reversible ratchet, safety locking 270 mm
- 1/2" sliding T-handle, DIN 3122, 300 mm
- 1/2" cardan joint, 75 mm
- 1/2" extension, swivelling, 125 and 250 mm
- 1/2" hex socket 10, 11, 12, 13, 14, 15, 16, 17, 18, 19, 20, 21, 22, 24, 27, 30, 32 mm

Item no.	Dimensions in mm (WxD)
08.89.205	400 x 200

**Set of spanners, 34 pcs.**

- Inlet two-coloured black/blue
- Double open-ended spanner, DIN 3110 6 x 7, 8 x 9, 10 x 11, 12 x 13, 14 x 15, 16 x 17, 18 x 19, 20 x 22, 21 x 23 mm
- Combination spanner, DIN 3113 B 6, 7, 8, 9, 10, 11, 12, 13, 14, 15, 16, 17, 18, 19, 20, 21, 22 mm
- Double-ended ring spanners, DIN 838 6 x 7, 8 x 9, 10 x 11, 12 x 13, 14 x 15, 16 x 17, 18 x 19, 20 x 22, 21 x 23 mm

Item no.	Dimensions in mm (WxD)
08.89.211	600 x 400



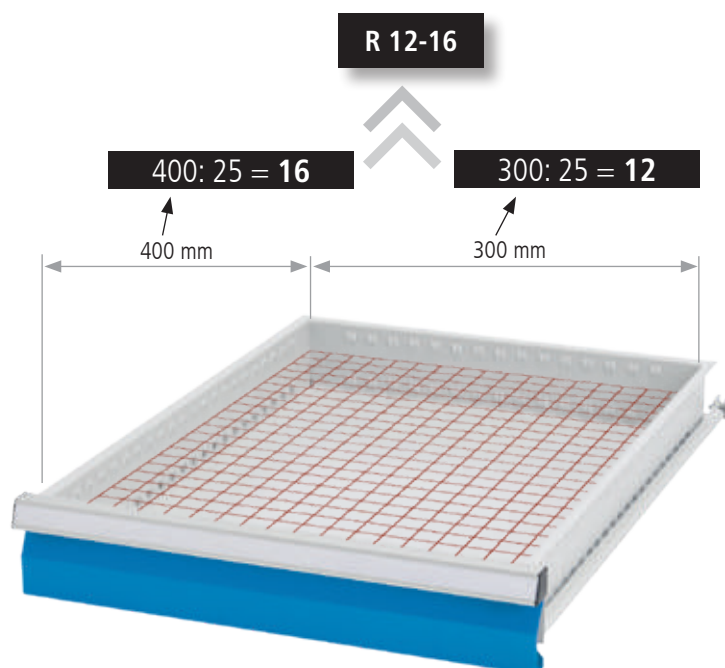
Mobile drawer cabinets










T500 mobile drawer cabinets

- Roll-off edge on 3 sides
- 4x steering caster, thereof 2 with locks, Ø 125 mm
- Drawers with full pull-out 100%, load capacity per drawer 50 or 75 kg
- Aluminium handle bars with labelling strip
- Central locking with single pull-out lock
- Double locking of the drawers by means of individual interlocking
- Push handle



Grid subdivision



		Series	Series	Series
		T500	T500	T500
				
		Housing W x D	Housing W x D	Housing W x D
		530 x 500	680 x 500	980 x 500
Height		Usable heights	Usable heights	Usable heights
519		400	400	—
619		500	500	500
719		600	600	600
819		700	700	700
919		800	800	800
1019		900	900	900
1219		—	—	—
1319		—	1200	1200
1519		—	—	—
				
		Drawer W x D	Drawer W x D	Drawer W x D
		450 x 400	600 x 400	900 x 400
Height	Shell height	Load capacity	Load capacity	Load capacity
75	59	50 kg	50 kg	50 kg
100	85	50 / 75 kg	50 / 75 kg	50 / 75 kg
150	135	50 / 75 kg	50 / 75 kg	50 / 75 kg
200	185	50 / 75 kg	50 / 75 kg	50 / 75 kg
250	185	50 / 75 kg	50 / 75 kg	50 / 75 kg
300	185	50 / 75 kg	50 / 75 kg	50 / 75 kg
				
		Series	Series	Series
		T500	T500	T500
		T500 18-16	T500 24-16	T500 36-16
Grid:		R 18-16	R 24-16	R 36-16



Mobile drawer cabinets

Grid: R 12-14 R 24-12 R 24-16 R 12-16 **R 18-16** R 24-16 R 36-16 R 18-24 R 24-24 R 36-24 R 48-24

Mobile drawer cabinets 530 mm width | 500 mm depth

- Drawer interior dimension 450 x 400 mm
- Drawers with full pull-out (FP) 100 %
- Load capacity per drawer 50 or 75 kg
- Push handle
- Cylinder lock with two keys
- Suitable divider material see page 73

- 4x drawer
- Incl. roll-off edge on 3 sides and ribbed rubber mat
- 4x steering caster, thereof 2 with locks, Ø 125 mm

Item no.	Dimensions in mm (WxDxH)
46.220M	530 x 500 x 800



Individual arrangement



Visit our drawer cabinet configurator at configurator.bedrunka-hirth.de



Housing with Ø 80 mm casters and push handle

- Total height = usable height + 120 mm + 110 mm



Item no.	Dimensions in mm (WxDxH)	Usable height in mm
01.046M80	530 x 500 x 730	500
01.047M80	530 x 500 x 830	600
01.048M80	530 x 500 x 930	700
01.049M80	530 x 500 x 1030	800
01.040M80	530 x 500 x 1130	900



Housing with Ø 125 mm casters and push handle

- Total height = usable height + 120 mm + 160 mm



Item no.	Dimensions in mm (WxDxH)	Usable height in mm
01.046M125	530 x 500 x 780	500
01.047M125	530 x 500 x 880	600
01.048M125	530 x 500 x 980	700
01.049M125	530 x 500 x 1080	800
01.040M125	530 x 500 x 1180	900

Ribbed rubber mat on cabinet

- Oil-proof

Item no.	Dimensions in mm (WxDxH)
65.040.530	530 x 500 x 3

Metal roll-off edge on 3 sides

- 20 mm height

Item no.	Dimensions in mm (WxDxH)
66.046.025	530 x 500 x 20

Cover plate

- Beech multiplex, oiled, 25 mm

Item no.	Dimensions in mm (WxDxH)
67.046.017	530 x 500 x 25

Cover plate

- Melamine resin coated chipboard
- RAL 7035, 16 mm, screwable

Item no.	Dimensions in mm (WxDxH)
67.046.016	530 x 500 x 16

Drawers

- 450 x 400 mm (WxD)

Item no.	Front height in mm	Shell height in mm	Usable height in mm	Load capacity
60.046.075VA	75	59	60	50 kg
60.046.100VA	100	85	90	50 kg
60.046.150VA	150	135	140	50 kg
60.046.200VA	200	185	190	50 kg
60.046.250VA	250	185	240	50 kg
60.046.300VA	300	185	290	50 kg
60.046.100VA-75	100	85	90	75 kg
60.046.150VA-75	150	135	140	75 kg
60.046.200VA-75	200	185	190	75 kg
60.046.250VA-75	250	185	240	75 kg
60.046.300VA-75	300	185	290	75 kg

Divider material see page 51

Mobile drawer cabinets 680 mm width | 500 mm depth

- Drawer interior dimension 600 x 400 mm
- Drawers with full pull-out (FP) 100 %
- Load capacity per drawer 50 or 75 kg
- Push handle
- Cylinder lock with two keys
- Suitable divider material see page 79

- 5x drawer
- Incl. roll-off edge on 3 sides and ribbed rubber mat
- 4x steering caster, thereof 2 with locks, Ø 125 mm

Item no.	Dimensions in mm (WxDxH)
68.221M	680 x 500 x 1000



Individual arrangement

Visit our drawer cabinet configurator at configurator.bedrunka-hirth.de



Housing with Ø 80 mm casters and push handle

- Total height = usable height + 120 mm + 110 mm



Item no.	Dimensions in mm (WxDxH)	Usable height in mm
01.066M80	680 x 500 x 730	500
01.067M80	680 x 500 x 830	600
01.068M80	680 x 500 x 930	700
01.069M80	680 x 500 x 1030	800
01.060M80	680 x 500 x 1130	900

Housing with Ø 125 mm casters and push handle

- Total height = usable height + 120 mm + 160 mm



Item no.	Dimensions in mm (WxDxH)	Usable height in mm
01.066M125	680 x 500 x 780	500
01.067M125	680 x 500 x 880	600
01.068M125	680 x 500 x 980	700
01.069M125	680 x 500 x 1080	800
01.060M125	680 x 500 x 1180	900

Ribbed rubber mat on cabinet

- Oil-proof

Item no.	Dimensions in mm (WxDxH)
65.060.530	680 x 500 x 3

Metal roll-off edge on 3 sides

- 20 mm height

Item no.	Dimensions in mm (WxDxH)
66.068.025	680 x 500 x 20

Cover plate

- Beech multiplex, oiled, 25 mm

Item no.	Dimensions in mm (WxDxH)
67.068.017	680 x 500 x 25

Cover plate

- Melamine resin coated chipboard
- RAL 7035, 16 mm, screwable

Item no.	Dimensions in mm (WxDxH)
67.068.016	680 x 500 x 16

Drawers

- 600 x 400 mm (WxD)

Divider material see page 57

Item no.	Front height in mm	Shell height in mm	Usable height in mm	Load capacity
60.068.075VA	75	59	60	50 kg
60.068.100VA	100	85	90	50 kg
60.068.150VA	150	135	140	50 kg
60.068.200VA	200	185	190	50 kg
60.068.250VA	250	185	240	50 kg
60.068.300VA	300	185	290	50 kg
60.068.100VA-75	100	85	90	75 kg
60.068.150VA-75	150	135	140	75 kg
60.068.200VA-75	200	185	190	75 kg
60.068.250VA-75	250	185	240	75 kg
60.068.300VA-75	300	185	290	75 kg

Mobile drawer cabinets

Grid: R 12-14 R 24-12 R 24-16 R 12-16 R 18-16 R 24-16 **R 36-16** R 18-24 R 24-24 R 36-24 R 48-24

Mobile drawer cabinets 980 mm width | 500 mm depth

- Drawer interior dimension 900 x 400 mm
- Drawers with full pull-out (FP) 100 %
- Load capacity per drawer 50 or 75 kg
- Push handle
- Cylinder lock with two keys
- Suitable divider material see page 85

- 5x drawer
- Incl. roll-off edge on 3 sides and ribbed rubber mat
- 4x steering caster, thereof 2 with locks, Ø 125 mm

Item no.	Dimensions in mm (WxDxH)
98.221M	980 x 500 x 1000



Visit our drawer cabinet configurator at configurator.bedrunka-hirth.de

Individual arrangement



Housing with Ø 80 mm casters and push handle

- Total height = usable height + 120 mm + 100 mm



Item no.	Dimensions in mm (WxDxH)	Usable height in mm
01.096M80	980 x 500 x 730	500
01.097M80	980 x 500 x 830	600
01.098M80	980 x 500 x 930	700
01.099M80	980 x 500 x 1030	800
01.090M80	980 x 500 x 1130	900



Housing with Ø 125 mm casters and push handle

- Total height = usable height + 120 mm + 160 mm



Item no.	Dimensions in mm (WxDxH)	Usable height in mm
01.096M125	980 x 500 x 780	500
01.097M125	980 x 500 x 880	600
01.098M125	980 x 500 x 980	700
01.099M125	980 x 500 x 1080	800
01.090M125	980 x 500 x 1180	900

Ribbed rubber mat on cabinet

- Oil-proof

Item no.	Dimensions in mm (WxDxH)
65.090.530	980 x 500 x 3

Metal roll-off edge on 3 sides

- 20 mm height

Item no.	Dimensions in mm (WxDxH)
66.098.025	980 x 500 x 20

Cover plate

- Beech multiplex, oiled, 25 mm

Item no.	Dimensions in mm (WxDxH)
67.098.017	980 x 500 x 25

Cover plate

- Melamine resin coated chipboard
- RAL 7035, 19 mm, screwable

Item no.	Dimensions in mm (WxDxH)
67.098.016	980 x 500 x 19

Drawers

- 900 x 400 mm (WxD)

Item no.	Front height in mm	Shell height in mm	Usable height in mm	Load capacity
60.098.075VA	75	59	60	50 kg
60.098.100VA	100	85	90	50 kg
60.098.150VA	150	135	140	50 kg
60.098.200VA	200	185	190	50 kg
60.098.250VA	250	185	240	50 kg
60.098.300VA	300	185	290	50 kg
60.098.100VA-75	100	85	90	75 kg
60.098.150VA-75	150	135	140	75 kg
60.098.200VA-75	200	185	190	75 kg
60.098.250VA-75	250	185	240	75 kg
60.098.300VA-75	300	185	290	75 kg


Divider material see page 63

Mobile drawer cabinets | 500 mm depth

kg
500

- 5x drawer
- 1x perforated wall setup
- Incl. roll-off edge on 3 sides and ribbed rubber mat
- 4x steering caster, thereof 2 with locks, Ø 125 mm

Item no.	Dimensions in mm (WxDxH)	Version
46.500M	530 x 500 x 800	Drawer cabinet
03.983.530	530 x 30 x 605	Perforated wall setup



- 5x drawer
- 1x perforated side wall
- 1x depositing box
- Incl. roll-off edge on 3 sides and ribbed rubber mat
- 4x steering caster, thereof 2 with locks, Ø 125 mm

Item no.	Dimensions in mm (WxDxH)	Version
68.221M	680 x 500 x 1000	Drawer cabinet
03.983.680	500 x 819 (WxH)	Perforated side wall

Accessories for perforated wall system



Range of hooks, 10 parts

- 7x tool holder with inclined end
- 2x double tool holder
- 1x tool clamp

Item no.
03.87.395-10



Depositing box

- Dimensions in mm (WxDxH): 500 x 90 x 85
- For hanging into the support columns

Item no.	Version for
03.983.53.1	Perforated wall setup
03.983.736.1	Perforated side wall



Rail for open fronted storage bins

- For hanging on the perforated wall

Item no.	Width in mm
03.900.06	300
03.900.05	450



DIN A4 brochure holder

Item no.	Dimensions in mm (W x H)
03.87.398	220 x 330



Can holder, single

- Width 100 mm

Item no.	Dimensions in mm (Ø)
03.87.369	70



Drill/hex key holder (various dia.)

- 200/390 x 30 x 35, dimensions in mm (W x D x H)

Item no.	Version
03.87.378	for 14 pieces
03.87.379	for 28 pieces

Mobile drawer cabinets

Grid: R 12-14 R 24-12 R 24-16 R 12-16 **R 18-16** R 24-16 R 36-16 R 18-24 R 24-24 R 36-24 R 48-24

Mobile drawer cabinets 1060 mm width | 500 mm depth



- Drawer interior dimension 450 x 400 mm
- With individual interlocking and 2 housing variants
- With full pull-out 100 %, load capacity per drawer 50 kg
- Push handle
- Cylinder lock with two keys
- 4x steering caster, thereof 2 with locks, Ø 125 mm
- Suitable divider material see page 73

- Left: 4x drawer
- Right: 1x hinged door, 1x shelf
- Incl. roll-off edge on 4 sides and ribbed rubber mat

Item no.	Dimensions in mm (WxDxH)
04.11.04	1060 x 500 x 1000



Individual arrangement

Hinged door

- Hinges on the right and left are possible
- Twist lock cylinder lock with 2 keys

Item no.	Usable heights (mm)
01.053.700E	700

Shelf

Item no.	Dimensions in mm (WxDxH)
04.053.013	475 x 443 x 22



Ribbed rubber mat on cabinet

- Oil-proof

Item no.	Dimensions in mm (WxDxH)
65.1060.530	1060 x 500 x 3

Metal roll-off edge on 3 sides

- 20 mm height

Item no.	Dimensions in mm (WxDxH)
04.11.01	1060 x 500 x 20

Cover plate

- Beech multiplex, oiled, 25 mm

Item no.	Dimensions in mm (WxDxH)
67.1060.25	1060 x 500 x 25

Cover plate

- Melamine resin coated chipboard
- RAL 7035, 16 mm, screwable

Item no.	Dimensions in mm (WxDxH)
67.1060.016	1060 x 500 x 25

Mobile drawer cabinet with 2x empty housing, 1x push handle, 4x steering caster Ø 125 mm, usable height 700 mm

Item no.	Dimensions in mm (WxDxH)
04.1100LG	1060 x 500 x 980

Drawers

Divider material see page 51


- 450 x 400 mm (WxD)

Item no.	Front height in mm	Shell height in mm	Usable height in mm	Load capacity
60.046.075VA	75	59	60	50 kg
60.046.100VA	100	85	90	50 kg
60.046.150VA	150	135	140	50 kg
60.046.200VA	200	185	190	50 kg
60.046.250VA	250	185	240	50 kg
60.046.300VA	300	185	290	50 kg
60.046.100VA-75	100	85	90	75 kg
60.046.150VA-75	150	135	140	75 kg
60.046.200VA-75	200	185	190	75 kg
60.046.250VA-75	250	185	240	75 kg
60.046.300VA-75	300	185	290	75 kg

Workshop trolley 1060 mm width | 500 mm depth



- Drawer interior dimension 450 x 400 mm
- Roll-off edge on 4 sides
- **Lockable telescopic roll-off edge with storage space**
- 4x centre compartment rail, top, 1x support surface
- With full pull-out 100 %, load capacity per drawer 50 or 75 kg
- Aluminium handle bar with labelling strip
- Central locking with single pull-out lock
- Double locking of the drawers by means of individual interlocking
- 4x steering caster, thereof 2 with locks, Ø 125 mm
- Suitable divider material see page 73



- 4x drawer
- 2x ribbed rubber mat
- 1x shelf
- Incl. perforated side wall

Item no.	Dimensions in mm (WxDxH)
04.116.09	1060 x 500 x 1010

Individual arrangement



Hinged door

- Hinges on the right and left are possible
- Twist lock cylinder lock with 2 keys

Item no.	Usable heights (mm)
01.053.500E	500

Shelf

Item no.	Dimensions in mm (WxDxH)
04.053.013	475 x 443 x 22



Open fronted storage bins

- Polypropylene

Item no.	Dimensions in mm (WxDxH)
03.900.003	145 x 235 / 195 x 125
03.900.004	200 x 350 / 300 x 145
03.900.005	200 x 350 / 300 x 200

Mobile workshop trolley
Empty housing, 1x push handle,
4x steering caster Ø 125 mm, usable height 500 mm
incl. perforated wall, shelf and lockable telescopic roll-off edge

Item no.	Dimensions in mm (WxDxH)
04.116LG	1060 x 500 x 1010

Drawers

Divider material see
page 51

- 450 x 400 mm (WxD)

Item no.	Front height in mm	Shell height in mm	Usable height in mm	Load capacity
60.046.075VA	75	59	60	50 kg
60.046.100VA	100	85	90	50 kg
60.046.150VA	150	135	140	50 kg
60.046.200VA	200	185	190	50 kg
60.046.250VA	250	185	240	50 kg
60.046.300VA	300	185	290	50 kg
60.046.100VA-75	100	85	90	75 kg
60.046.150VA-75	150	135	140	75 kg
60.046.200VA-75	200	185	190	75 kg
60.046.250VA-75	250	185	240	75 kg
60.046.300VA-75	300	185	290	75 kg

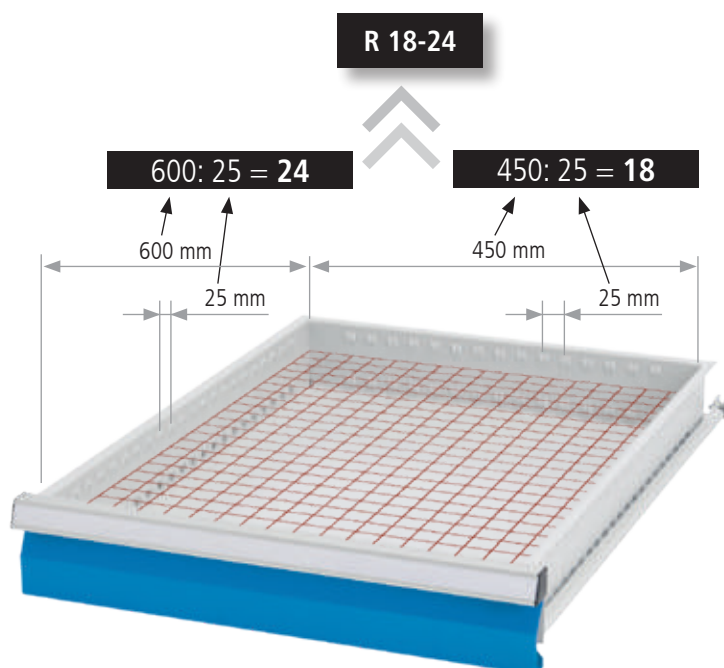
Mobile drawer cabinets







T736 mobile drawer cabinets

- 2x steering caster with locks, 2x fixed caster, Ø 125 mm
- Drawers with full pull-out (FP) 100%
- Drawers with 50 mm front height, load capacity 70 kg
Drawers from 75 mm front height, load capacity 100 kg
- Aluminium handle bars with labelling strip
- Central locking with single pull-out lock
- Double locking of the drawers by means of individual interlocking
- Plastic push handles
- Roll-off edge on 3 sides



Grid subdivision



		Series	Series	Series
		T736	T736	T736
				
		Housing W x D	Housing W x D	Housing W x D
		555 x 736	705 x 736	1005 x 736
Height		Usable heights	Usable heights	Usable heights
519		400	400	400
619		500	500	500
719		600	600	600
819		700	700	700
919		800	800	800
1019		900	900	900
1219		1100	1100	1100
1319		—	1200	1200
1519		—	1400	1400
		⇓	⇓	⇓
				
		Drawer W x D	Drawer W x D	Drawer W x D
		450 x 600	600 x 600	900 x 600
Height	Shell height	Load capacity	Load capacity	Load capacity
50	28	70 kg	70 kg	70 kg
75	56	100 kg	100 kg	100 kg
100	81	100 kg	100 kg	100 kg
125	81	100 kg	100 kg	100 kg
150	131	100 kg	100 kg	100 kg
175	131	100 kg	100 kg	100 kg
200	181	100 kg	100 kg	100 kg
250	181	100 kg	100 kg	100 kg
300	181	100 kg	100 kg	100 kg
400	81	100 kg	100 kg	100 kg
		⇓	⇓	⇓
		Series	Series	Series
		T736	T736	T736
		T736 18-24	T736 24-24	T736 36-24
Grid:		R 18-24	R 24-24	R 36-24



Mobile drawer cabinets

Grid: R 12-14 R 24-12 R 24-16 R 12-16 R 18-16 R 24-16 R 36-16 **R 18-24** R 24-24 R 36-24 R 48-24

555 mm width | 736 mm depth



- Drawer interior dimension 450 x 600 mm
- Drawers with full pull-out 100 %
- Drawers with 50 mm front height, load capacity 70 kg
Drawers from 75 mm front height, load capacity 100 kg
- Aluminium handle bars with labelling strip
- Central locking with single pull-out lock
- Double locking of the drawers by means of individual interlocking
- 2x steering caster with locks, 2x fixed caster, Ø 125 mm
- Suitable divider material see page 97
- Plastic push handle

- 5x drawer
- Incl. roll-off edge on 3 sides and ribbed rubber mat

Item no.	Dimensions in mm (WxDxH)
04.10.05V	555 x 736 x 990



Individual arrangement



Visit our drawer
cabinet configurator at
configurator.bedrunka-hirth.de



0550M125

Housing with Ø 125 mm casters and push handle

- Total height = usable height + 120 mm + 150 mm

Item no.	Dimensions in mm (WxDxH)	Usable height in mm
0550M125	555 x 736 x 670	400
0560M125	555 x 736 x 770	500
0570M125	555 x 736 x 870	600
0580M125	555 x 736 x 970	700
0590M125	555 x 736 x 1070	800
0500M125	555 x 736 x 1170	900

Ribbed rubber mat on cabinet

- Oil-proof

Item no.	Dimensions in mm (WxDxH)
65.050.730	555 x 736 x 3

Metal roll-off edge on 3 sides

- 20 mm height

Item no.	Dimensions in mm (WxDxH)
66.050.025	555 x 736 x 20

Cover plate

- Beech multiplex, oiled, 25 mm

Item no.	Dimensions in mm (WxDxH)
67.050.017	555 x 736 x 25

Cover plate

- Melamine resin coated chipboard
- RAL 7035, 16 mm, screwable

Item no.	Dimensions in mm (WxDxH)
67.050.016	555 x 736 x 16

Drawers


Divider material see
page 75



- 450 x 600 mm (WxD) with full pull-out 100 % – 70/100 kg

Item no.	Front height	Shell height	Usable height	Load capacity
60.50.050V07	50	28	30	70 kg
60.50.075V10	75	56	58	100 kg
60.50.100V10	100	81	83	100 kg
60.50.125V10	125	81	108	100 kg
60.50.150V10	150	131	133	100 kg
60.50.175V10	175	131	158	100 kg
60.50.200V10	200	181	183	100 kg
60.50.250V10	250	181	233	100 kg
60.50.300V10	300	181	283	100 kg

Mobile drawer cabinets 555 mm width | 736 mm depth

kg
500

- 7x drawer
- Incl. roll-off edge on 3 sides and ribbed rubber mat
- 1x perforated wall setup

Item no.	Dimensions in mm	Version
04.10.07V	555 x 736 x 990	Drawer cabinet
03.983.580	555 x 604	Perforated wall setup



- 4x drawer
- Incl. roll-off edge on 3 sides and ribbed rubber mat
- 1x perforated side wall
- 1x depositing box

Item no.	Dimensions in mm	Version
04.10.04V	555 x 736 x 990	Drawer cabinet
03.983.581	720 x 604	Perforated side wall

Accessories for perforated wall system



Rail for open fronted storage bins

- For hanging on the perforated wall

Item no.	Width in mm
03.900.06	300
03.900.05	450



Open fronted storage bins

- Polypropylene

Item no.	Dimensions in mm (WxDxH)
03.900.001	100 x 95 / 65 x 50
03.900.002	100 x 175 / 140 x 75
03.900.003	145 x 235 / 195 x 125
03.900.004	200 x 350 / 300 x 145
03.900.005	200 x 350 / 300 x 200



Depositing box

- Dimensions in mm (WxDxH): 730 x 90 x 85
- For hanging into the support columns

Item no.	Version for
03.983.53.1	Perforated wall setup
03.983.736.1	Perforated side wall



Machine holder

Item no.	Dimensions in mm (Ø)
03.87.357	40
03.87.358	60
03.87.359	80



Round holder

Item no.	Dimensions in mm (WxD)
03.87.355	65 x 25



Double tool clamp

Item no.	Dimensions in mm (Ø)
03.87.341	6
03.87.342	10
03.87.343	13
03.87.344	16
03.87.345	19



Mobile workbenches

**Mobile workbench with shelves**

- Beech multiplex worktop 25 mm
- 4x steering caster, Ø 125 mm, thereof 2 with locks
- Push handle



Item no.	Dimensions in mm (WxDxH)	Designation
04.512.20	1200 x 540 x 880	1x shelf
04.512.30	1200 x 540 x 880	2x shelf

**Mobile workbench with shelves**

- Beech multiplex worktop 25 mm
- 4x steering caster, Ø 125 mm, thereof 2 with locks
- Push handle



Item no.	Dimensions in mm (WxDxH)	Designation
04.515.20	1500 x 540 x 880	1x shelf
04.515.30	1500 x 540 x 880	2x shelf

**Mobile worktable**

- Beech multiplex worktop 40 mm
- 1x beech multiplex shelf 25 mm
- 4x steering caster, Ø 125 mm, thereof 2 with locks
- Push handle



Item no.	Dimensions in mm (WxDxH)
04.12.01	1250 x 750 x 859
04.15.01	1500 x 750 x 859
04.20.01	2000 x 750 x 859

**Mobile worktable**

- Beech multiplex worktop 40 mm
- 1x beech multiplex shelf 25 mm
- 2x fixed and 2x steering caster with locks, Ø 200 mm
- Push handle



Item no.	Dimensions in mm (WxDxH)
04.12.02	1250 x 750 x 995 mm
04.15.02	1500 x 750 x 995 mm
04.20.02	2000 x 750 x 995 mm

Mobile workbenches

Grid: R 12-14 R 24-12 R 24-16 R 12-16 **R 18-16** R 24-16 R 36-16 R 18-24 R 24-24 R 36-24 R 48-24

Mobile workbenches 1200 mm width | 540 mm depth



- Beech multiplex worktop 25 mm
- Drawer interior dimension 450 x 400 mm
- Drawers with full pull-out (FP) 100 %, load capacity 50 or 75 kg
- Cylinder lock with two keys

- Push handle
- 4x steering caster, thereof 2 with locks, Ø 125 mm
- Suitable divider material see page 73



- Left: 2x shelf
- Right: 3x drawer

Item no.	Dimensions in mm (WxDxH)
04.512.03	1200 x 540 x 880



- Left: 2x shelf
- Right: 5x drawer

Item no.	Dimensions in mm (WxDxH)
04.512.05	1200 x 540 x 880

Individual arrangement



Mobile workbench
1x empty housing, 2x wooden shelf, 1x push handle,
4x steering caster, thereof 2 with locks, Ø 125 mm, usable height 500 mm

Item no.	Dimensions in mm (WxDxH)
04.512M	1200 x 540 x 880

Drawers

- 450 x 400 mm (WxD)

Item no.	Front height in mm	Shell height in mm	Usable height in mm	Load capacity
60.046.075VA	75	59	60	50 kg
60.046.100VA	100	85	90	50 kg
60.046.150VA	150	135	140	50 kg
60.046.200VA	200	185	190	50 kg
60.046.250VA	250	185	240	50 kg
60.046.300VA	300	185	290	50 kg
60.046.100VA-75	100	85	90	75 kg
60.046.150VA-75	150	135	140	75 kg
60.046.200VA-75	200	185	190	75 kg
60.046.250VA-75	250	185	240	75 kg
60.046.300VA-75	300	185	290	75 kg

Divider material see
page 51

Hinged door

- Hinges on the right and left are possible
- Twist lock cylinder lock with 2 keys

Item no.	Usable heights (mm)
01.053.500E	500

Shelf

Item no.	Dimensions in mm (WxDxH)
04.053.013	475 x 443 x 22

Mobile workbenches 1200 mm width | 540 mm depth

kg
400

- Beech multiplex worktop 25 mm
- Drawer interior dimension 450 x 400 mm
- Drawers with full pull-out (FP) 100 %, load capacity 75 kg
- Cylinder lock with two keys
- Push handle
- 4x steering caster, thereof 2 with locks, Ø 125 mm



500



100

100

150

150

- Left: 2x shelf
- Right: 1x hinged door

Item no.	Dimensions in mm (WxDxH)
04.512.01	1200 x 540 x 880

- Left: 2x shelf | Right: 4x drawer

Multi-board setup

- With 2x support column, 1x perforated wall, 1x magnetic board, 1x A4 info pouch

Item no.	Dimensions in mm (WxDxH)
04.512.04	1200 x 540 x 880
03.900.12.02	Multi-board setup 1000 x 650




Multi-board setup

- 2x support column
- 1x perforated wall
- 1x magnetic board
- 2x shelf, 220 mm

Item no.	Dimensions in mm (WxDxH)
03.900.12.01	1000 x 220 x 950

You can find further
perforated wall accessories
on/from page 236



Range of hooks, 18 parts

- 5x tool holder with inclined end
- 2x tool holder with vertical end
- 3x double tool holder
- 3x tool clamp
- 2x pliers holder
- 1x drill holder
- 1x spanner holder
- 1x screwdriver holder

Item no.
03.87.395-18

Mobile workbenches

Grid: R 12-14 R 24-12 R 24-16 R 12-16 R 18-16 R 24-16 R 36-16 **R 18-24** R 24-24 R 36-24 R 48-24

Mobile workbenches 1250 mm width | 750 mm depth



- Beech multiplex worktop 40 mm
- Drawer interior dimension 450 x 600 mm
- Usable height of housing 400 mm
- Cylinder lock with two keys
- Push handle



- Left: 1x hinged door, 1x shelf
- Right: 1x drawer

Item no.	Dimensions in mm (WxDxH)
04.12.04V	1250 x 750 x 859

- Drawers with full pull-out 100 %
- Drawers with 50 mm front height, load capacity 70 kg
- Drawers from 75 mm front height, load capacity 100 kg
- 4x steering caster, Ø 125 mm, thereof 2 with locks
- Suitable divider material see page 97



- Left: 1x hinged door
- Right: 4x drawer

Item no.	Dimensions in mm (WxDxH)
04.12.05V	1250 x 750 x 859

Individual arrangement

4x steering caster, Ø 125 mm, thereof 2 with locks
Usable height 400 mm, 1x push handle



Mobile workbench
1x empty housing, 1x wooden shelf

Item no.	Dimensions in mm (WxDxH)
04.12.859-1M	1250 x 750 x 859



Mobile workbench
2x empty housing

Item no.	Dimensions in mm (WxDxH)
04.12.859-2M	1250 x 750 x 859

Drawers

- 450 x 600 mm (WxD) with full pull-out 100 % – 70/100 kg

Divider material see
page 75



Item no.	Front height	Shell height	Usable height	Load capacity
60.50.050V07	50	28	30	70 kg
60.50.075V10	75	56	58	100 kg
60.50.100V10	100	81	83	100 kg
60.50.125V10	125	81	108	100 kg
60.50.150V10	150	131	133	100 kg
60.50.175V10	175	131	158	100 kg
60.50.200V10	200	181	183	100 kg
60.50.250V10	250	181	233	100 kg
60.50.300V10	300	181	283	100 kg

Hinged doors

Item no.	Usable heights (mm)	side
03.050.400EL	400	left
03.050.400ER	400	right

Shelf

Item no.	Dimensions in mm (WxDxH)
03.1094.01	499 x 705 x 20

Mobile workbenches 1250 mm width | 750 mm depth



- Beech multiplex worktop 25 mm
- Drawer interior dimension 450 x 600 mm
- Usable height of housing 600 mm
- Cylinder lock with two keys
- Push handle



- Left: 4x drawer
- Right: 1x hinged door, 1x shelf

Item no.	Dimensions in mm (WxDxH)
04.12.19V	1250 x 750 x 935

- Drawers with full pull-out 100 %
- Drawers with 50 mm front height, load capacity 70 kg
Drawers from 75 mm front height, load capacity 100 kg
- 4x steering caster, Ø 125 mm, thereof 2 with locks
- Suitable divider material see page 97



- Left: 3x drawer
- Right: 3x drawer

Item no.	Dimensions in mm (WxDxH)
04.12.23V	1250 x 750 x 935

Individual arrangement



Hinged door

- Hinges on the right and left are possible
- Twist lock cylinder lock with 2 keys

Item no.	Usable heights (mm)
03.050.600	600

Shelf

Item no.	Dimensions in mm (WxDxH)
03.1094.01	499 x 705 x 20

Rear edge profile

Item no.	Width in mm
RPA125	1250

Workbench top end profiles on 3 sides

Item no.	Dimensions in mm (WxD)
PA.1275.12	1250 x 750

Mobile workbench

2x empty housing, 1x push handle,
4x steering caster Ø 125 mm, thereof 2 with locks
Usable height 600 mm

Item no.	Dimensions in mm (WxDxH)
04.12.935M	1250 x 750 x 935

Drawers

- 450 x 600 mm (WxD) with full pull-out 100 % – 70/100 kg

Divider material see
page 75



Item no.	Front height	Shell height	Usable height	Load capacity
60.50.050V07	50	28	30	70 kg
60.50.075V10	75	56	58	100 kg
60.50.100V10	100	81	83	100 kg
60.50.125V10	125	81	108	100 kg
60.50.150V10	150	131	133	100 kg
60.50.175V10	175	131	158	100 kg
60.50.200V10	200	181	183	100 kg
60.50.250V10	250	181	233	100 kg
60.50.300V10	300	181	283	100 kg

Mobile workbenches

Grid: R 12-14 R 24-12 R 24-16 R 12-16 R 18-16 R 24-16 R 36-16 **R 18-24** R 24-24 R 36-24 R 48-24

Mobile workbenches 1250 mm width | 750 mm depth



- Beech multiplex worktop 40 mm
- Drawer interior dimension 450 x 600 mm
- Usable height of housing 600 mm
- Cylinder lock with two keys
- Push handle



- Left: 4x drawer
- Right: 5x drawer

Item no.	Dimensions in mm (WxDxH)
04.12.29V	1250 x 750 x 995

- Drawers with full pull-out 100 %
- Drawers with 50 mm front height, load capacity 70 kg
- Drawers from 75 mm front height, load capacity 100 kg
- 2x fixed and 2x steering caster with locks, Ø 200 mm
- Suitable divider material see page 97



- Left: 4x drawer
- Right: 4x drawer

Item no.	Dimensions in mm (WxDxH)
04.12.28V	1250 x 750 x 995

Individual arrangement



Hinged door

- Hinges on the right and left are possible
- Twist lock cylinder lock with 2 keys

Item no.	Usable heights (mm)
03.050.600	600

Shelf

Item no.	Dimensions in mm (WxDxH)
03.1094.01	499 x 705 x 20

Rear edge profile

Item no.	Width in mm
RPA125	1250

Workbench top end profiles on 3 sides

Item no.	Dimensions in mm (WxD)
PA.1275.12	1250 x 750

Mobile workbench

2x empty housing, 1x push handle, 2x fixed and 2x steering caster with locks, Ø 200 mm
Usable height 600 mm

Item no.	Dimensions in mm (WxDxH)
04.12.995M	1250 x 750 x 995

Drawers

- 450 x 600 mm (WxD) with full pull-out 100 % – 70/100 kg

Divider material see page 75



Item no.	Front height	Shell height	Usable height	Load capacity
60.50.050V07	50	28	30	70 kg
60.50.075V10	75	56	58	100 kg
60.50.100V10	100	81	83	100 kg
60.50.125V10	125	81	108	100 kg
60.50.150V10	150	131	133	100 kg
60.50.175V10	175	131	158	100 kg
60.50.200V10	200	181	183	100 kg
60.50.250V10	250	181	233	100 kg
60.50.300V10	300	181	283	100 kg

Mobile workbenches 1200 mm width | 540 mm depth



- Beech multiplex worktop 25 mm
- Drawer interior dimension 450 x 400 mm
- Drawer guides on ball-bearings

- Drawers with full pull-out 100 %, load capacity 75 kg
- 2 x fixed casters and 2 x steering casters with lock, Ø 200 mm



- Left: 4x drawer
- Right: 4x drawer

Item no.	Dimensions in mm (WxDxH)
04.12.83	1200 x 540 x 820



- Left: 4x drawer
- Right: 2x beech multiplex shelf 25 mm

Item no.	Dimensions in mm (WxDxH)
04.12.81	1200 x 600 x 820



- Left: 1x hinged door
- Right: 2x beech multiplex shelf 25 mm

Item no.	Dimensions in mm (WxDxH)
04.12.80	1200 x 540 x 820



- Left: 4x drawer
- Right: 1x hinged door

Item no.	Dimensions in mm (WxDxH)
04.12.82	1200 x 540 x 820

Drawer inserts, internal dimension 450 x 400 mm



Metal divider | 8 parts

- 2x CCR 400 mm
- 6x DIV 150 mm

Item no.	Front height in mm
146-139-100	100



Metal divider | 15 parts

- 3x CCR 400 mm
- 9x DIV 100 mm
- 3x DIV 150 mm

Item no.	Front height in mm
146-142-100	100



Small parts boxes | 12 parts

- 3x SPB 150 x 150 mm
- 4x SPB 75 x 150 mm
- 4x SPB 75 x 75 mm
- 1x CCR 450 mm

Item no.	Front height in mm
146-132	100

CCR = Centre compartment rails, DIV = Divider, SPB = Small Parts Box, TP = Trough Plate, SDIV = Slot-in divider

Mobile workbenches

Grid: R 12-14 R 24-12 R 24-16 R 12-16 R 18-16 R 24-16 R 36-16 R 18-24 **R 24-24** R 36-24 R 48-24

Mobile workbenches 1500 mm width | 750 mm depth



- Beech multiplex worktop 40 mm
- Drawer interior dimension 600 x 600 mm
- Usable height of housing 400 mm
- Drawers with full pull-out 100 %
- Drawers with 50 mm front height, load capacity 70 kg
- Drawers from 75 mm front height, load capacity 100 kg

- Cylinder lock with two keys
- Push handle
- 4x steering caster, Ø 125 mm, thereof 2 with locks
- Suitable divider material see page 105



- Left: 4x drawer
- Right: 1x drawer 400 mm, load capacity 180 kg

Item no.	Dimensions in mm (WxDxH)
04.15.14V	1500 x 750 x 859



- Left: 4x drawer
- Right: 3x drawer

Item no.	Dimensions in mm (WxDxH)
04.15.43V	1500 x 750 x 859

Individual arrangement



Mobile workbench
2x empty housing, 1x push handle, 4x steering caster Ø 125 mm,
thereof 2 with locks
Usable height 400 mm

Hinged door

- Hinges on the right and left are possible
- Twist lock cylinder lock with 2 keys

Item no.	Usable heights (mm)
03.070.400E	400

Item no.	Dimensions in mm (WxDxH)
04.15.859M	1500 x 750 x 859

Shelf

Item no.	Dimensions in mm (WxDxH)
03.1094.00	649 x 705 x 20

Rear edge profile

Item no.	Width in mm
RPA150	1500

Workbench top end profiles on 3 sides

Item no.	Dimensions in mm (WxD)
PA150	1500 x 750

- 600 x 600 mm (WxD) with full pull-out 100 % – 70/100 kg

Item no.	Front height	Shell height	Usable height	Load capacity
60.70.050V07	50	28	30	70 kg
60.70.075V10	75	56	58	100 kg
60.70.100V10	100	81	83	100 kg
60.70.125V10	125	81	108	100 kg
60.70.150V10	150	131	133	100 kg
60.70.175V10	175	131	158	100 kg
60.70.200V10	200	181	183	100 kg
60.70.250V10	250	181	233	100 kg
60.70.300V10	300	181	283	100 kg

Divider material see
page 83



- Beech multiplex worktop 40 mm
- Drawer interior dimension 600 x 600 mm
- Usable height of housing 400 mm
- Drawers with full pull-out 100 %, load capacity 100 kg
- Push handle
- 4x steering caster, Ø 125 mm, thereof 2 with locks



- Left: 4x drawer
- Right: 1x hinged door

Item no.	Dimensions in mm (WxDxH)
04.15.41V	1500 x 750 x 859



- Left: 1x drawer, 1x hinged door
- Right: 1x drawer, 1x hinged door

Multi-board

- 2x support column
- 1x shelf, 220 mm, 1x perforated wall, 1x magnetic board

Item no.	Dimensions in mm (WxDxH)	Version
04.15.22V	1500 x 750 x 859	Mobile workbench
03.900.15.32	1500 x 1250	Multi-board



- Left: 3x drawer
- Right: 3x drawer

Multi-board

- 2x support column, 1x overhead frame, 1x equipment rail
- 1x perforated wall, 1x magnetic board, 1x shelf, 320 mm

Item no.	Dimensions in mm	Version
04.15.33V	1500 x 750 x 859	Mobile workbench
03.900.15.30	1500 x 1250	Multi-board



- Left: 1x hinged door
- Right: 4x drawer

Multi-board

- 2x support column
- 1x magnetic board, 1x shelf, 220 mm, 1x shelf, 320 mm

Item no.	Dimensions in mm	Version
04.15.24V	1500 x 750 x 859	Mobile workbench
03.900.15.31	1500 x 1250	Multi-board

Supplied without hooks, boxes and decoration

Mobile computer, measuring and testing stations

Besides standard products in various widths and heights with extensive accessory parts, we also manufacture customer-related solutions and tailor-made products for your production and/or storage area. Simply ask us!



Media stand

- Plastic roller shutters, lockable, top
- Perforated double hinged door, lockable, bottom
- 1x shelf
- Cable passage in rear wall
- 4x steering caster Ø125, thereof 2 with locks
- 2x push handle

Item no.	Dimensions in mm (WxDxH)
04.RC.01	1250 x 500 x 1757



Coffee stand with lateral folding table

- Plastic roller shutters, lockable, top
- 1x hinged door
- 2x shelf
- Lateral folding table, beech multiplex 25 mm
- Cable passage in rear wall
- 4x steering caster Ø125, thereof 2 with locks
- 2x push handle

Item no.	Dimensions in mm (WxDxH)
04.RC.02	600/1400 x 700 x 1757

All models are intended for the holding of IT hardware components.
Equipped to customer requirements.

Advantages

- All models are available in stationary and mobile versions
- Stable sheet steel constructions with a powder coating
- Cable passages on the rear
- Ventilation slots/square holes
- Individually configured or according to our arrangement
- Supplied fully assembled

Computer cabinet

Mobile add-on:

- 2x fixed and 2x steering caster with locks, Ø 125 mm

Computer cabinet:

- Hinged door: top H 727, bottom H 979 mm
- Keyboard drawer: H 84 mm with anti-slip mat
- Pull-out shelf
- Fan
- Socket bar, 4x with connection cable

Item no.	Dimensions in mm (WxDxH)	Description
04.118.601	680 x 600 x 160	Mobile add-on
04.118.05	680 x 736 x 160	Mobile add-on
04.118.600	680 x 600 x 1838	Computer cabinet
04.118.003	680 x 736 x 1838	Computer cabinet




Computer cabinet | Stationary

- Hinged door: top H 558, bottom H 630 mm
- Keyboard drawer: H 84 mm
- Fan
- 1x 4-way socket bar with connection cable

Item no.	Dimensions in mm (WxDxH)
04.118.002	680 x 736 x 1320

Visible area:
468 x 561 mm (W x D)
used for 21" monitor



Computer cabinet | Stationary or mobile

- Computer housing made of high-quality thin sheet metal with one vertical and one horizontal partition wall and 1 x keyboard drawer
- 1x 4-way socket bar
- Monitor attachment housing incl. keyboard drawer
- Mobile add-on: 2x fixed and 2x steering caster with locks, Ø 125 mm

Item no.	Dimensions in mm (WxDxH)	Description
04.118.609	1005 x 600 x 160	Mobile add-on: 2x fixed and 2x steering caster with locks, Ø 125 mm
04.118.608	1005 x 600 x 820	Computer housing
04.118.607	680 x 600 x 820	Monitor attachment housing

Mobile computer, measuring and testing stations

Mobile office | Stationary or mobile



Mobile office 1 | Stationary or mobile

- Computer cabinet with 1x shelf
- 2x hinged door
- 1x drawer, 100 mm
- Energy duct with 4x earthed sockets and monitor bracket
- Square holes in rear wall for ventilation

Pos.	Item no.	Dimensions in mm (WxDxH)	Description
1	01.098.009	980 x 500 x 150	Mobile add-on: - 4x steering caster, thereof 2 with locks, Ø 125 mm
2	04.980.30	463 x 211	Tray
3	04.980.02	980 x 500 x 1020	Housing with hinged doors
4	60.098.100VA	900 x 400 x 100	Drawer FH 100 mm
5	03.12.25	1200 x 600 x 25	Beech multiplex worktop 25mm
6	07.861.10.14	1000 x 60 x 130	Energy duct with 1x 4-way socket
7	07.98.20	333 x 320	Monitor bracket complete with pivot arm
	04.980.01	1200 x 600 x 1196	Mobile office, as illustrated



- Stationary or mobile
- Cable passages
- Square holes in rear wall for ventilation



- 1x shelf
- Beech multiplex top 25 mm
- 2x hinged door
- 1x drawer, 100 mm
- 1x monitor attachment housing
- Window cutout, 355 x 550 mm
- 1x roller base, Ø 125 mm

- 2x hinged door
- 1x keyboard pull-out
- 1x shelf
- Perforated rear wall
- 1x inclined shelf
- 1x flat screen bracket with VESA screw connection
- 1x roller base, Ø 125 mm
- 1x 4-way socket

Pos.	Item no.	Dimensions in mm (WxDxH)	Description
1	01.098.009	980 x 500 x 150	Mobile add-on: 4x steering caster, thereof 2 with locks, Ø 125 mm
2	04.980.03	980 x 500 x 1044	Housing with hinged doors and worktop
3	04.110.CM	700 x 300 x 600	Monitor attachment housing
	04.980.04	1200 x 700 x 1796	Computer trolley, as illustrated

Pos.	Item no.	Dimensions in mm (WxDxH)	Description
1	01.068.009	680 x 500 x 150	Mobile add-on: 4x steering caster, thereof 2 with locks, Ø 125 mm
2	04.680.01	680 x 500 x 820	Housing with hinged doors
3	04.680.PA	680 x 500 x 640	Perforated wall with flat screen bracket + desk attachment and pull-out drawer
	04.680.C125	680 x 500 x 1610	Computer trolley, as illustrated



- 1x hinged door
- Beech multiplex top 25 mm
- 1x drawer, 100 mm
- 1x roller base, Ø 125 mm
- 1x 4-way socket

Visible area:
550 x 355 mm (W x D)
used for 24" monitor

- 2x hinged door
- Beech multiplex top 25 mm
- 1x monitor attachment housing
- Window cutout, 355 x 550 mm
- 1x roller base, Ø 125 mm
- 1x 4-way socket

Pos.	Item no.	Dimensions in mm (WxDxH)	Description
1	01.046.009	530 x 500 x 150	Mobile add-on: 4x steering caster, Ø 125 mm, thereof 2 with locks
2	04.530.01	530 x 500 x 820	Housing with hinged door, 1x shelf, 1x socket bar and 1x drawer
3	03.53/50.25	530 x 500 x 25	Beech multiplex top 25 mm
	04.530.02	530 x 500 x 1000	Computer trolley, as illustrated

Pos.	Item no.	Dimensions in mm (WxDxH)	Description
1	01.068.009	680 x 500 x 150	Mobile add-on: 4x steering caster, Ø 125 mm, thereof 2 with locks
2	04.680.10	700 x 500 x 820	Housing with hinged doors, top and 1x shelf
3	04.110.CM	700 x 300 x 600	Monitor attachment housing
	04.680.02	750 x 500 x 1600	Computer trolley, as illustrated

Mobile computer, measuring and testing stations

Computer trolley 105 | Stationary or mobile

- Hinged door cabinet with or without desk attachment
- Attachment parts such as perforated walls and monitor brackets with VESA screw connection can be retrofitted.
- Stationary or mobile
- Cable passages
- Square holes in rear wall for ventilation



Computer trolley 105-1

- 1x hinged door
- 1x drawer
- 2x shelf
- 1x monitor bracket with VESA screw connection
- 1x mouse tray
- 1x roller base, Ø 125 mm
- 1x 4-way socket

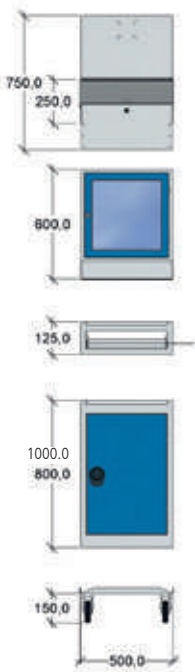
Pos.	Item no.	Dimensions in mm (WxDxH)	Description
1	04.105.125	500 x 500 x 150	Mobile add-on: 4x steering caster, Ø 125 mm, thereof 2 with locks
2	04.105C	500 x 500 x 1000	Hinged door cabinet
3	04.105.BH	500 x 575	Flat screen attachment
4	04.105.MAA	150 x 175	Mouse tray
	04.105.MC125	500 x 500 x 1725	Computer trolley, as illustrated



Computer trolley 105-2

- 1x hinged door
- 1x drawer
- 2x shelf
- 1x desk attachment
- 1x monitor bracket with VESA screw connection
- 1x mouse tray
- 1x roller base, Ø 125 mm
- 1x 4-way socket

Pos.	Item no.	Dimensions in mm (WxDxH)	Description
1	04.105.125	500 x 500 x 150	Mobile add-on: 4x steering caster, Ø 125 mm, thereof 2 with locks
2	04.105C	500 x 500 x 1000	Hinged door cabinet
3	04.105.205	500 x 500 x 250	Desk attachment
4	04.105.BH	500 x 575	Flat screen attachment
5	04.105.MAA	150 x 175	Mouse tray
	04.105.MKC125	500 x 500 x 1725	Computer trolley, as illustrated





Visible area:
345 x 355 mm (W x D)
used for 15,6" monitor



Computer trolley 105-3

- 1x hinged door
- 1x drawer
- 2x shelf
- 1x monitor attachment housing
- 1x mouse tray
- 1x roller base, Ø 125 mm
- 1x 4-way socket

Pos.	Item no.	Dimensions in mm (WxDxH)	Description
1	04.105.125	500 x 500 x 150	Mobile add-on: 4x steering caster, Ø 125 mm, thereof 2 with locks
2	04.105C	500 x 500 x 1000	Hinged door cabinet
3	04.105.CM01	500 x 300 x 600	Monitor attachment housing
4	04.105.MAA	150 x 175	Mouse tray
	04.105.C01	500 x 500 x 1750	Computer trolley, as illustrated

Computer trolley 105-4

- 1x hinged door
- 1x drawer
- 2x shelf
- 1x intermediate block with keyboard pull-out
- 1x monitor attachment housing
- 1x mouse tray
- 1x roller base, Ø 125 mm
- 1x 4-way socket

Pos.	Item no.	Dimensions in mm (WxDxH)	Description
1	04.105.125	500 x 500 x 150	Mobile add-on: 4x steering caster, Ø 125 mm, thereof 2 with locks
2	04.105C	500 x 500 x 1000	Hinged door cabinet
3	04.105.TAA	500 x 500 x 125	1x intermediate block with keyboard pull-out
4	04.105.CM02	500 x 500 x 600	Monitor attachment housing
5	04.105.MAA	150 x 175	Mouse tray
	04.105.C02	500 x 500 x 1950	Computer trolley, as illustrated

Mobile computer, measuring and testing stations

Computer trolley 110 | Stationary or mobile

- Stationary or mobile
- Cable passages
- Square holes in rear wall for ventilation



Computer trolley 110-1

- 2x hinged door
- 1x adjustable shelf
- 1x monitor attachment housing
- 1x roller base, Ø 125 mm

Pos.	Item no.	Dimensions in mm (WxDxH)	Description
1	04.110.125	1000 x 500 x 150	Mobile add-on: 4x steering caster, Ø 125 mm, thereof 2 with locks
2	04.180.C01	1000 x 500 x 820	Hinged door cabinet
3	04.105.CM01	500 x 300 x 600	Monitor attachment housing
	04.180.C03	1000 x 500 x 1575	Computer trolley, as illustrated



Visible area:
345 x 355 mm (W x D)
used for 15,6" monitor



Visible area:
550 x 355 mm (W x D)
used for 24" monitor



Computer trolley 110-2

- 2x hinged door
- 1x adjustable shelf
- 1x monitor attachment housing
- 1x roller base, Ø 125 mm

Pos.	Item no.	Dimensions in mm (WxDxH)	Description
1	04.110.125	1000 x 500 x 150	Mobile add-on: 4x steering caster, Ø 125 mm, thereof 2 with locks
2	04.180.C01	1000 x 500 x 820	Hinged door cabinet
3	04.110.CM	700 x 300 x 600	Monitor attachment housing
	04.180.C04	1000 x 500 x 1575	Computer trolley, as illustrated

Computer trolley 110-3

- 2x hinged door
- 1x adjustable shelf
- 1x monitor attachment housing
- 1x roller base, Ø 125 mm

Pos.	Item no.	Dimensions in mm (WxDxH)	Description
1	04.110.125	1000 x 500 x 150	Mobile add-on: 4x steering caster, Ø 125 mm, thereof 2 with locks
2	04.180.C01	1000 x 500 x 820	Hinged door cabinet
3	04.MAG100/30	1000 x 300 x 600	Monitor attachment housing, two-door
	04.180.C05	1000 x 500 x 1575	Computer trolley, as illustrated

**Computer trolley 110-4**

- 2x hinged door
- 1x adjustable shelf
- 1x monitor attachment housing
- 1x roller base, Ø 125 mm
- 1x desk attachment

Pos.	Item no.	Dimensions in mm (WxDxH)	Description
1	04.110.125	1000 x 500 x 150	Mobile add-on: 4x steering caster, Ø 125 mm, thereof 2 with locks
2	04.180.C01	1000 x 500 x 820	Hinged door cabinet
3	04.105.205	500 x 500 x 250	Desk attachment
4	04.105.CM01	500 x 300 x 600	Monitor attachment housing
5	04.105.MAA	150 x 175	Mouse tray
	04.180.C06	1000 x 500 x 1575	Computer trolley, as illustrated



Visible area:
345 x 355 mm (W x D)
used for 15,6" monitor

**Computer trolley 110-5**

- 2x hinged door
- 1x adjustable shelf
- 1x roller base, Ø 125 mm
- 1x desk attachment with pull-out drawer and perforated wall

Pos.	Item no.	Dimensions in mm (WxDxH)	Description
1	04.110.125	1000 x 500 x 150	Mobile add-on: 4x steering caster, Ø 125 mm, thereof 2 with locks
2	04.180.C01	1000 x 500 x 820	Hinged door cabinet
3	04.680.PA	680 x 500 x 640	Perforated wall with flat screen bracket + desk attachment and pull-out drawer
	04.180.C02	1000 x 500 x 1610	Computer trolley, as illustrated



Visible area:
550 x 355 mm (W x D)
used for 24" monitor

Computer trolley 110-6

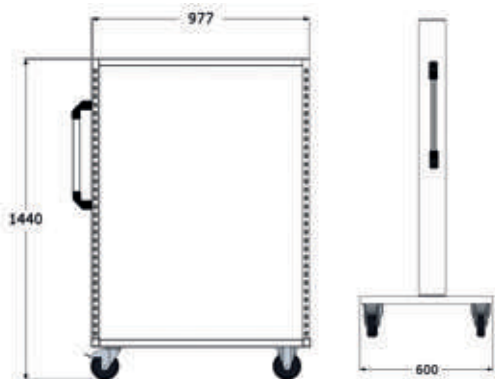
- 2x hinged door
- 1x adjustable shelf
- 1x monitor attachment housing
- 1x roller base, Ø 125 mm

Pos.	Item no.	Dimensions in mm (WxDxH)	Description
1	04.110.125	1000 x 500 x 150	Mobile add-on: 4x steering caster, Ø 125 mm, thereof 2 with locks
2	04.180.C01	1000 x 500 x 820	Hinged door cabinet
3	03.12/60.25	1200 x 600 x 25	Wooden shelf
4	04.110.CM	700 x 300 x 600	Monitor attachment housing
	04.180.C07	1200 x 600 x 1660	Computer trolley, as illustrated

Parts trolley

Multi-trolley combinations from practice

- Total load capacity 500 kg
- Side push handle
- Equipped with 2x fixed and 2x steering caster with locks, Ø 125 mm



Multi-trolley
■ Empty

Item no.	Dimensions in mm (WxDxH)
07.58.10	990 x 610 x 1450



Multi-trolley
■ 8x perforated wall, 302 mm

Item no.	Dimensions in mm (WxDxH)
07.58.17	990 x 610 x 1450



Multi-trolley
■ Bottom shelf
■ 8x inclinable shelf 320 mm depth
■ Supplied without decoration

Item no.	Dimensions in mm (WxDxH)
07.58.14	990 x 610 x 1450

Accessories



Bin carrier 1000 mm
■ Fully equipped with open fronted storage bins

Item no.	Open fronted storage bins in mm	Piece
03.900.012	Size 2: 100 x 170 / 140 x 80	8
03.900.013	Size 3: 145 x 230 / 195 x 125	6
03.900.015	Size 5: 200 x 350 / 300 x 200	4



Bottom shelf
■ For multi-trolley 07.58.10

Item no.
07.58.20

Top shelf
■ For multi-trolley 07.58.10

Item no.
07.58.22

**Multi-trolley**

- Bottom shelf
- 4x inclinable shelf 320 mm depth
- 2x perforated wall, 302 mm
- Supplied without decoration

Item no.	Dimensions in mm (WxDxH)
07.58.16	990 x 610 x 1450

**Multi-trolley**

- 2x shelf, 220 mm depth
- 2x inclinable shelf, 320 mm
- 1x multi-roller shutter cabinet

Item no.	Dimensions in mm (WxDxH)
07.58.19	990 x 610 x 1450

**Multi-trolley**

- Complete, as illustrated
- 4x bin strip with open fronted storage bins, size 2
- 4x bin strip with open fronted storage bins, size 3
- 4x bin strip with open fronted storage bins, size 5

Item no.	Dimensions in mm (WxDxH)
07.58.12	990 x 610 x 1450

**Multi-trolley**

- Top shelf
- 4x inclinable shelf 420 mm depth
- 8x Euro storage bin 400 x 600 x 120 mm

Item no.	Dimensions in mm (WxDxH)
07.58.18	990 x 610 x 1450

Accessories

**Euro storage bin**


- Polypropylene
- Blue

Item no.	Dimensions in mm (WxDxH)
03.55498	300 x 400 x 120
03.55501	300 x 400 x 170
03.55504	300 x 400 x 220

**Shelf**

- 0°, 10° & 20° inclinable

Item no.	Depth in mm
03.910.220	220
03.910.320	320
03.910.420	420

**Perforated wall**

- Mounting between support columns

Item no.	Dimensions in mm (WxDxH)
03.983.102	1000 x 20 x 302

Parts trolley

Multi-trolley combinations from practice - conductive

These mobile material and small parts storage units are ideal wherever assembly, repairs or commissioning is carried out. Fitted with slotted panels and assorted practical open fronted storage bins on both sides, they keep all types of small material clearly arranged and ready to hand and ensure easy transport.

- Small parts boxes L x W x H Size 6 = 230 x 140 x 130 mm | Size 7 = 160 x 105 x 75 mm | Size 8 = 85 x 105 x 45 mm
- Modular structure, 3 different heights, impact and scratch resistant plastic coating, width 1000 mm, depth 500 mm
- Double-sided use, ergonomic handles, horizontal mounting and dismantling of open fronted storage bins



The special design of the hanging rail allows to hang and unhang the storage bin absolutely horizontally even when they're filled. So no spilling of the stored goods.



Trolley - Size 2

- W x D x H: 1000 x 500 x 890 mm
- with 88 Bins

Item no.	Size 6	Size 7	Size 8
04.01.0913	24	64	-



Trolley - Size 2

- W x D x H: 1000 x 500 x 890 mm
- with 96 Bins

Item no.	Size 6	Size 7	Size 8
04.02.0913	-	96	-



Trolley - Size 2

- W x D x H: 1000 x 500 x 890 mm
- with 60 Bins

Item no.	Size 6	Size 7	Size 8
04.03.0913	60	-	-



Trolley - Size 3

- W x D x H: 1000 x 500 x 1230 mm
- with 152 Bins

Item no.	Size 6	Size 7	Size 8
04.01.2013	24	80	48



Trolley - Size 3

- W x D x H: 1000 x 500 x 1230 mm
- with 112 Bins

Item no.	Size 6	Size 7	Size 8
04.02.2013	48	64	-



Trolley - Size 3

- W x D x H: 1000 x 500 x 1230 mm
- with 84 Bins

Item no.	Size 6	Size 7	Size 8
04.03.2013	84	-	-


Colours

RAL 5010	RAL 7016	RAL 7035
----------	----------	----------



Fitting trolleys
also ESD conductive
available on page 452

New



Trolley - Size 4

- W x D x H: 1000 x 500 x 1580 mm
- with 160 Bins

Item no.	Size 6	Size 7	Size 8
04.01.3513	48	112	-



Trolley - Size 4

- W x D x H: 1000 x 500 x 1580 mm
- with 192 Bins

Item no.	Size 6	Size 7	Size 8
04.02.3513	-	192	-




Trolley - Size 4

- W x D x H: 1000 x 500 x 1580 mm
- with 108 Bins

Item no.	Size 6	Size 7	Size 8
04.03.3513	108	-	-

New



Trolley - Size 4


- W x D x H: 1000 x 500 x 1580 mm
- with 184 Bins

Item no.	Size 6	Size 7	Size 8
04.04.3513	24	128	32

Colours

RAL 5010	RAL 7016	RAL 7035
----------	----------	----------

New



Trolley - Size 4

- W x D x H: 1000 x 500 x 1580 mm
- with 152 Bins

Item no.	Size 6	Size 7	Size 8
04.05.3513	72	32	48



Trolley - Size 4

- W x D x H: 1000 x 500 x 1580 mm
- with 176 Bins

Item no.	Size 6	Size 7	Size 8
04.06.3513	48	80	48



Parts trolley

RasterMobil® - Combinations from practice

RasterMobil®

is the practical rolling material and tool store - your useful helper in the workshop, factory and assembly hall. They are particularly helpful to save time. Work processes can be organised organised from any location.

- Modular construction in three heights
- Subsequent modification and/or exchange of panels possible
- Impact- and scratch-resistant plastic coating
- Fahrmodul lichtgrau
- Double-sided perforated/slotted panels
- Ergonomische Handgriffe
- Ergonomic handles
- 2 x fixed and 2 x steering castors with lock Ø 100 mm



Open fronted storage bins for hanging

New



RasterMobil® Trolley - Size 2

- W x D x H: 1000 x 500 x 890 mm
- 1 x base shelf made of sheet steel
- 1 x range of hooks 10 pcs.
- With 11 Bins

Item no.	Size 6	Size 7	Size 8
04.47.1016	6	5	-

RasterMobil® Trolley - Size 2

- W x D x H: 1000 x 500 x 890 mm
- 1 x base shelf made of sheet steel
- Incl. ribbed rubber mat
- 1 x range of hooks 10 pcs.
- With 12 Bins

Item no.	Size 6	Size 7	Size 8
04.42.1016	-	8	4



RasterMobil® Trolley - Size 2

- W x D x H: 1000 x 500 x 890 mm
- 1 x base shelf made of sheet steel
- Top: beech mutliplex 30 mm
- 1 x range of hooks 10 pcs.
- With 14 Bins

Item no.	Size 6	Size 7	Size 8
04.43.1016	6	4	4

RasterMobil® Trolley - Size 3

- W x D x H: 1000 x 500 x 1230 mm
- 1 x base shelf made of sheet steel
- Incl. ribbed rubber mat
- 1 x range of hooks 15 pcs.
- 1 x document holder A4
- With 14 Bins

Item no.	Size 6	Size 7	Size 8
04.47.2216	6	8	-

RasterMobil® Trolley - Size 3


- W x D x H: 1000 x 500 x 1230 mm
- 1 x base shelf made of sheet steel
- 1 x range of hooks 15 pcs.
- With 10 Bins

Item no.	Size 6	Size 7	Size 8
04.43.2216	6	4	-

Colours

RAL 5010	RAL 7016	RAL 7035
----------	----------	----------

New



RasterMobil® Trolley - Size 2

- W x D x H: 1000 x 500 x 890 mm
- 1 x range of hooks 12 pcs.

Item no.	Size 6	Size 7	Size 8
04.46.0813	-	-	-



RasterMobil® Trolley - Size 2

- W x D x H: 1000 x 500 x 890 mm
- 1 x range of hooks 10 pcs.
- With 12 Bins

Item no.	Size 6	Size 7	Size 8
04.41.1016	-	8	4




RasterMobil® Trolley - Size 4

- W x D x H: 1000 x 500 x 1580 mm
- 1 x range of hooks 18 pcs.
- 1 x shelf 950 mm
- 1 x hook, fork holder
- 2 x hook, shaft carrier
- With 9 Bins

Item no.	Size 6	Size 7	Size 8
04.41.4116	2	-	7

Colours

RAL 5010	RAL 7016	RAL 7035
----------	----------	----------



RasterMobil® Trolley - Size 4

- W x D x H: 1000 x 500 x 1580 mm
- 1 x range of hooks 28 pcs.
- 1 x shelf 450 mm
- 1 x hook, universal holder
- 2 x hook, mandrel carrier
- With 9 Bins

Item no.	Size 6	Size 7	Size 8
04.41.3916	--	9	-



Other mobile units

Hinged door cabinet



Hinged door cabinet, type 105, mobile

- 2x adjustable shelf
- 1x drawer with full pull-out 100 %, load capacity 50 kg
- 1x roller base, Ø 125 mm

Item no.	Dimensions in mm (WxDxH)
04.105MK125	500 x 500 x 1400 with desk attachment
04.105M125	500 x 500 x 1150 without desk attachment



Hinged door cabinet, type 105

- 1x drawer with full pull-out 100 %, load capacity 50 kg
- 2x shelf
- 1x roll-off edge

Item no.	Dimensions in mm (WxDxH)
04.105	500 x 500 x 1000

Individual components



Roller base

- 4x steering caster, Ø 50 mm
- Thereof 2 with locks



Item no.	Dimensions in mm (WxDxH)
04.105.50	500 x 500 x 65



Roller base

- 4x steering caster, Ø 125 mm
- Thereof 2 with locks



Item no.	Dimensions in mm (WxDxH)
04.105.125	500 x 500 x 150



Desk attachment

- With tray and cylinder lock

Item no.	Dimensions in mm (WxDxH)
04.105.205	500 x 500 x 250



Hinged door cabinet, type 110

- 1x roller base, Ø 125 mm
- 2x drawer with full pull-out 100 %, load capacity 50 kg
- 2x shelf
- 1x roll-off edge

Item no.	Dimensions in mm (WxDxH)
04.110M125	1000 x 500 x 1150



Hinged door cabinet, type 110

- 2x drawer with full pull-out 100 %, load capacity 50 kg
- 2x shelf
- 1x roll-off edge

Item no.	Dimensions in mm (WxDxH)
04.110	1000 x 500 x 1000

Roller base

- 4x steering caster, Ø 125 mm
- Thereof 2 with locks



Item no.	Dimensions in mm (WxDxH)
04.110.125	1000 x 500 x 150



WAF – Work assembly frame

Mobile logistics systems



- Load capacity 30 kg each
- Delivered unassembled!



- Stepless height adjustment
- Caster types: Ø50 mm: 4 x plastic steering caster
Ø100 mm: 4 x steering caster with locks
- Tray 610 x 410 mm (W x D) with Ripped rubber mat

Item no.	Dimensions in mm (WxDxH)	Caster dia. in mm
05.10.20	660 x 660 x 872 – 1222	50
05.10.21	660 x 660 x 945 – 1295	100



- Stepless height adjustment
- Up to 30° inclinable
- Caster types: Ø50 mm: 4 x plastic steering caster
Ø100 mm: 4 x steering caster with locks
- Tray 610 x 410 mm (W x D) with Ripped rubber mat

Item no.	Dimensions in mm (WxDxH)	Caster dia. in mm
05.10.30	660 x 660 x 921 – 1271	50
05.10.31	660 x 660 x 994 – 1344	100



- Stepless height adjustment
- Up to 30° inclinable
- 4x steering caster with locks
- Tray 610 x 410 mm (W x D) with Ripped rubber mat

Item no.	Dimensions in mm (WxDxH)	Caster dia. in mm
05.10.51	600 x 600 x 1024 – 1374	100



- Stepless height adjustment
- Up to 30° inclinable
- Equipped with 4x adjustable feet
- Tray 610 x 410 mm (W x D) with Ripped rubber mat

Item no.	Dimensions in mm (WxDxH)
05.10.52	600 x 600 x 900 – 1250 mm



Other mobile units

Mobile skips

Long-lasting welded steel construction with tilting bin made from 2 mm sheet steel, watertight version also available.

600-litre trolley is reinforced with round tube. Load-bearing chassis of channel steel, forklift pockets made from enclosed hollow structural steel profiles 120 x 60 x 3 mm or 160 x 90 x 4.5 mm.

Wheels

- Axle: Ø 25 mm
 - Axle wheels: Ø 250 mm
 - Steering caster: Ø 200 mm
- All wheels have solid rubber tyres and are mounted on ball-bearings for smooth running.
For size 600 l with elastic tyres.



Large shatterproof wheels with bolted sheet steel rim
Wheel dia. 250 mm, wheel width 60 mm for dia. 25 mm axle.



Forged drop guard prevents accidental tipping of the bin.

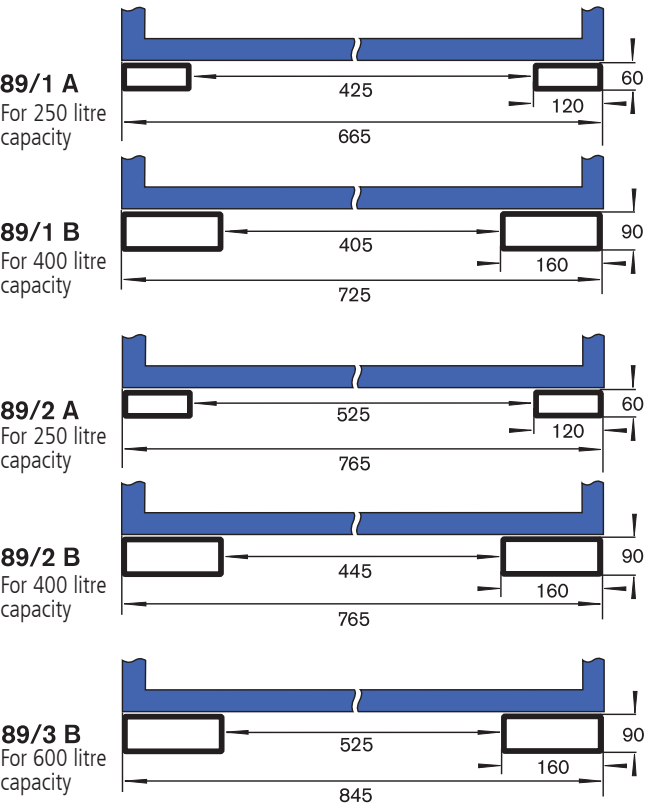


Forklift pockets in two dimensions:
Internal dimensions 114 x 54 mm or 150 x 80 mm
With full lock (for secure positioning) as standard. For reasons of space, not possible for 250-litre version type B



Securing chain prevents the trolley from sliding away during accidental inclination of the forklift masts.
■ Total length approx. 1000 mm
■ Available for surcharge

Forklift pocket dimensions of the different versions:



Mobile skips

Mobile logistics systems

Additional equipment

- Cover lid with welded handle
- Securing chain



250 litres



400 litres



600 litres (steering caster with lock for all sizes apart from 04.18-1010 and 04.18-1011)

Item no.	Dimensions in mm (WxDxH)	Bin volume	Description	Version
04.18-1001	1140 x 815 x 933	250 litres	Height at the chute: 855 mm, Internal dimensions: 520/545 x 570 x 595 mm	Watertight, without forklift pockets
04.18-1003	1330 x 925 x 942	400 litres	Height at the chute: 842 mm, Internal dimensions: 607/712 x 670 x 603 mm	Watertight, without forklift pockets
04.18-1005	1540 x 1000 x 1090	600 litres	Height at the chute: 970 mm, Internal dimensions: 700/775 x 750 x 750 mm	Watertight, without forklift pockets
04.18-1007	1140 x 815 x 933	250 litres	Height at the chute: 855 mm, Internal dimensions: 520/545 x 570 x 595 mm	Watertight, with forklift pockets, type A
04.18-1009	1330 x 925 x 942	400 litres	Height at the chute: 842 mm, Internal dimensions: 607/712 x 670 x 603 mm	Watertight, with forklift pockets, type A
04.18-1011	1140 x 815 x 933	250 litres	Height at the chute: 855 mm, Internal dimensions: 520/545 x 570 x 595 mm	Watertight, with forklift pockets, type B
04.18-1013	1330 x 925 x 942	400 litres	Height at the chute: 842 mm, Internal dimensions: 607/712 x 670 x 603 mm	Watertight, with forklift pockets, type B
04.18-1015	1540 x 1000 x 1090	600 litres	Height at the chute: 970 mm, Internal dimensions: 700/775 x 750 x 750 mm	Watertight, with forklift pockets, type B

Additional equipment

- Locks for the steering caster included in the scope of delivery (not 04.18-1011)

Item no.	Description	Version
04.18-1016	Securing chain	Length: 1000 mm


Item no.	Description	Version
04.18-1017	Cover lid, galvanised	For 250 litre size
04.18-1018		For 400 litre size
04.18-1019		For 600 litre size

Sieve bottom with ball valve

On request, we supply the watertight versions with a full, bolted sieve bottom. The distance from the lower bottom is approx. 100 mm. Ball valve for the draining of accumulated liquid.

- Surcharge for sieve bottom and ball valve

Item no.	Bin volume	Ball valve
04.18-89S25	250 litres	R ¾" connection
04.18-89S40	400 litres	R ¾" connection
04.18-89S60	600 litres	R 1" connection

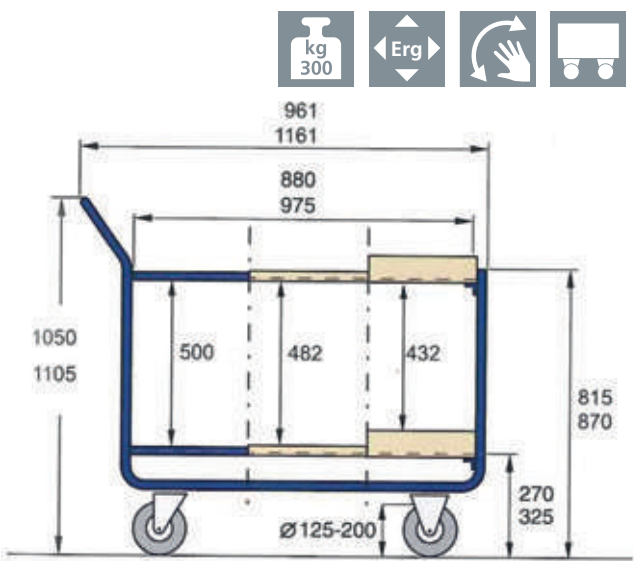


Other mobile units

Steel tube table trolley 850 x 450 mm

- Load capacity 300 kg
- Sturdy steel tube construction, tube Ø 27 mm
- Bars optionally of angular steel 15 mm, beech 30 mm or beech glulam 75 mm high
- Load areas internal dimensions: Steel 800 x 500 mm, wood 774 x 474 mm
- 2x fixed and 2x steering caster
- With lock, full rubber, black Ø 125 mm
- Load areas made of multiplex wood with heavy-duty surface
- Powder coating in RAL 5010 Gentian blue as standard

The equipment arrives as a ready-made trolley.
No assembling required before use.



Steel tube table trolley

- 2x load area 800 x 500 mm
- Angular steel 15 mm

Item no.

04.11.1054



Steel tube table trolley

- 2x load area 800 x 500 mm
- Beech wood 30 mm

Item no.

04.11.1072



Steel tube table trolley

- 2x load area 800 x 500 mm
- Beech glulam 75 mm

Item no.

04.11.1099



Steel tube table trolley

- 3x load area 800 x 500 mm
- Angular steel 15 mm

Item no.

04.11.1063



Steel tube table trolley

- 3x load area 800 x 500 mm
- Beech wood 30 mm

Item no.

04.11.1081



Steel tube table trolley

- 3x load area 800 x 500 mm
- Beech glulam 75 mm

Item no.

04.11.1108

Steel tube table trolley 1000 x 600 mm

Mobile logistics systems

- Load capacity 300 kg
- Sturdy steel tube construction, tube Ø 27 mm
- Bars optionally of angular steel 15 mm, beech 30 mm or beech glulam 75 mm high
- Load areas internal dimensions: Steel 1000 x 600 mm, wood 974 x 574 mm
- 2x fixed and 2x steering caster with locks, full rubber, black, Ø 125 mm
- Load areas made of multiplex wood with heavy-duty surface
- Powder coating in RAL 5010 Gentian blue as standard



The equipment arrives as a ready-made trolley.
No assembling required before use.



Steel tube table trolley

- 2x load area 1000 x 600 mm
- Load area: Steel 15 mm

Item no.	Casters
04.11.1058	Ø 125 mm



Steel tube table trolley

- 2x load area 1000 x 600 mm
- Load area: Beech wood 30 mm

Item no.	Casters
04.11.1076	Ø 125 mm



Steel tube table trolley

- 2x load area 1000 x 600 mm
- Load area: Beech wood 75 mm

Item no.	Casters
04.11.1103	Ø 125 mm



Steel tube table trolley

- 3x load area 1000 x 600 mm
- Load area: Steel 15 mm

Item no.	Casters
04.11.1067	Ø 125 mm



Steel tube table trolley

- 3x load area 1000 x 600 mm
- Load area: Beech wood 30 mm

Item no.	Casters
04.11.1085	Ø 125 mm



Steel tube table trolley

- 3x load area 1000 x 600 mm
- Load area: Beech wood 75 mm

Item no.	Casters
04.11.1112	Ø 125 mm

Other mobile units

Transport trolleys

- Ergonomic handle
- 2x fixed and 2x steering caster with locks, Ø 125 mm
- 300 kg load capacity with uniform load
- Tubes 40 x 20 mm
- Plywood support surface, 855 x 575 x 15 mm



- With wooden bottom

Item no.	Dimensions in mm (WxDxH)
04.900.01	900 x 620 x 860



- With wooden bottom and rear panel

Item no.	Dimensions in mm (WxDxH)
04.900.02	900 x 620 x 860



- With wooden bottom
- Front and rear panel

Item no.	Dimensions in mm (WxDxH)
04.900.03	900 x 620 x 860



- With 2 levels of wooden shelves

Item no.	Dimensions in mm (WxDxH)
04.900.04	900 x 620 x 860

Accessories



Label pouch A4

Item no.
04.900.10



Writing tablet A4

Item no.
04.900.11



Zinc panel cover

Item no.
04.900.13



Tray

Item no.
04.900.12

Mesh-sided trolleys

Mobile logistics systems

- Solid welded steel construction
- Support frame and corner profiles in angle irons, 40 x 40 x 4 mm
- Bottom made of multiplex wood with heavy-duty surface
- All trolleys have 2 steering casters and 2 fixed casters with total brakes on the steering casters in accordance with EN 1757-3
- Wheel diameter and width 200 x 50 mm



Completely closed



With half cover



With half cover and cover lid

Mesh-sided trolleys

- 2x fixed and 2x steering caster with locks
- Full rubber, black, Ø 200 mm

Tyres	Version	Item no.	Dimensions in mm (WxDxH)
Ball bearing	Half open	04.12.1211	1050 x 700 x 800
		04.12.1212	1250 x 800 x 800
	Completely closed	04.12.1207	1050 x 700 x 800
		04.12.1208	1250 x 800 x 800
	Half covered	04.12.1215	1050 x 700 x 800
		04.12.1216	1250 x 800 x 800

Accessories

Version	Item no.	Version
Cover lid	04.48.86	1050 x 700 mm
	04.48.87	1250 x 800 mm
Lid closure	04.48.84	Single
	04.48.85	Double

Other mobile units

KUBIK – orderliness by system, square and practical

- Solid sheet steel construction
- Reinforced handle spars with safety handles
- Either plastic wheels or solid rubber tyres
- With roller bearings or smooth-running ball bearings
- Solid rubber wheels for smooth floors

Features:

- Safety handles made from high-strength plastic
- Supplied without decoration



Kubik-1

- As illustrated

Item no.	Dimensions in mm (WxDxH)	Plastic rollers
86.1000	620 x 620 x 445	Ø 50 mm
86.1000.100	620 x 620 x 505	Ø 100 mm



Kubik-2

- As illustrated

Item no.	Dimensions in mm (WxDxH)	Plastic rollers
86.2000	620 x 620 x 805	Ø 50 mm
86.2000.100	620 x 620 x 865	Ø 100 mm

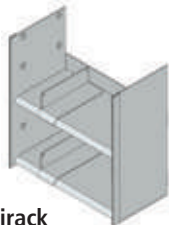


Kubik-3

- As illustrated

Item no.	Dimensions in mm (WxDxH)	Plastic rollers
86.3000	620 x 620 x 1165	Ø 50 mm
86.3000.100	620 x 620 x 1225	Ø 100 mm

Accessories



Minirack

- 302 x 142 x 332 mm

Item no.
86.7010



Minirack

- 302 x 210 x 332 mm

Item no.
86.7020



Maxirack

- 302 x 300 x 332 mm

Item no.
86.7030



Shelving divider

- 200 x 140 mm

Item no.
86.7300



Tabletop

Item no.
86.7075

Supplied without attachment parts such as racks, shelving dividers, tabletops, perforated walls, wardrobe rails



Kubik-3-4

■ As illustrated

Item no.	Dimensions in mm (WxDxH)	Plastic rollers
86.3100	620 x 620 x 1165	Ø 50 mm
86.3100.100	620 x 620 x 1225	Ø 100 mm



Kubik-4

■ As illustrated

Item no.	Dimensions in mm (WxDxH)	Plastic rollers
86.4000	620 x 620 x 1525	Ø 50 mm
86.4000.100	620 x 620 x 1585	Ø 100 mm



Kubik-5-3

■ As illustrated

Item no.	Dimensions in mm (WxDxH)	Plastic rollers
86.5200	620 x 620 x 1885	Ø 50 mm
86.5200.100	620 x 620 x 1945	Ø 100 mm

Accessories



Tabletop

■ 620 x 620 x 12 mm


Item no.
86.7070



Rack divider

■ 295 x 332 mm

Item no.
86.6140



Perforated panel

■ 295 x 382 mm

Item no.
86.7100



Mirror

■ 295 x 332 mm

Item no.
86.7150



Wardrobe rail

■ 618 mm width

Item no.
86.7200


Other mobile units

KUBIK – 5S



Back

NEW



Paper towel roll



Waste bins



Disinfectant dispenser



Kubik 5S cleaning station duo

- 1 x perforated side wall, consisting of 4 x individual panel
- 1 x solid side wall with push handle
- Top bevelled on 4 sides
- Recessed rear wall: 2 x shelves, 1 x broom, 1 x hand brush and 1x dustpan
- Interior: 2 x waste bins made of galvanised sheet steel
- 1 x unwind holder incl. paper towel roll
- 2 x fixed casters and 2 x steering casters with lock Ø 125 mm
- Delivery without disinfectant dispenser

Item no.	Dimensions in mm (WxDxH)
86.CLEAN5S-1	690 x 530 x 1690



Kubik 5S cleaning station trio

- 1 x perforated side wall, consisting of 4 x individual panel
- 1 x solid side wall with push handle
- Top bevelled on 4 sides
- Recessed rear wall: 2 x shelves, 1 x broom, 1 x hand brush and 1x dustpan
- Interior: 3 x waste bins made of galvanised sheet steel
- 1 x unwind holder incl. paper towel roll
- 2 x fixed casters and 2 x steering casters with lock Ø 125 mm

Item no.	Dimensions in mm (WxDxH)
86.CLEAN5S-2	690 x 530 x 1690

NEW**Disinfectant dispenser***

- Airtight closed system (no germination)
- Constant dosage of 1.00 ml
- Incl. metal adapter for perforated wall and drip-catcher, allows for simple mounting and optimal cleaning
- Incl. high-performance batteries

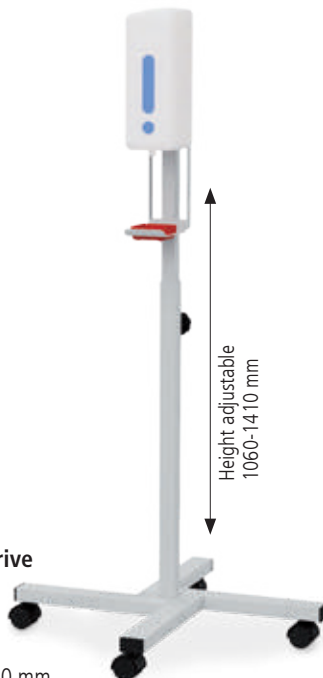
Item no.	Dimensions in mm (WxDxH)
03.H8719	105 x 108 x 280

*Delivery without disinfectant

**Disinfectant**

- Alcoholic solution for hygienic hand disinfection
- Re-greasing, spectrum MRSA, Noro
- HBV/HIV, exposure time 3 ml/30 sec., VAH-listed, 650 ml vacuum bag

Item no.
03.BH8719

NEW**Height adjustable
and mobile****Disinfectant dispenser easy drive**

- 4 x plastic steering castors, thereof 2 with brake Ø 50 mm
- 1 x disinfectant dispenser
- Height adjustable on a grid of 50 mm
- Drip-catcher for optimal cleaning

Item no.	Dimensions in mm (WxDxH)
05.H10.01	655 x 655 x 1060-1410

**Infopoint**

- Solid sheet steel construction
- Reinforced handle bars with aluminium handles
- Easy to move
- Space-saving and clearly arranged
- Perforated grid: 38mm
- Solid rubber wheels for smooth floors
- 4 x steering castors Ø 125 mm, 2 x with brakes
- Weight: approx. 50 kg
- 8 x perforated wall, 566 mm wide, perforation 10x10 mm

Item no.	Dimensions in mm (WxDxH)
04.IP001	650 x 650 x 1970

Other mobile units

KUBIK – 5S

Health Protection Line Kubik

- Solid sheet steel construction
- Reinforced handle bars with aluminium handles
- Space-saving and clearly arranged
- Perforation: 10 x 10 mm, spacing: 38 mm
- 1 x push handle
- 2 x hinged door
- 4 x perforated wall on the side
- 1 x perforated back wall
- 1 x shelf with recess for waste Ø 148 mm
- Easy to move
- Solid rubber wheels for smooth floors
- 4 x steering castors Ø 125 mm, 2 x with brakes



NEW

Waste bin, 40 Liter


- White, large filling capacity, ABS plastic
- Free standing or wall mounted

Item no.	Dimensions in mm (WxDxH)
03.H8780	320 x 250 x 500

Bin liners

- 50 litres, white, 9 rolls of 40 bags each

Item no.
03.H8769



Push handle



- Delivery without accessories, as described above
- Waste bin can be stowed behind hinged doors

Item no.	Dimensions in mm (WxDxH)
86.H01KUB5	730 x 550 x 1690

Contactless use



- 1 x waste bin, stowed behind the hinged doors
- 1 x disinfectant dispenser
- 1 x towel dispenser
- Incl. adapters for accessories for easy mounting to perforated walls and optimal cleaning

Item no.	Dimensions in mm (WxDxH)
86.H02KUB5	730 x 550 x 1690

The sturdy case cabinet made of sheet steel with 4 compartments ensures quick and clear access to your flex-box at the workplace. It is suitable for attachment on the wall and as a free-standing or stackable unit. Both plastic and metal flex-boxes can be used.

- Eco-friendly powder coating (light grey)
- High stability and load capacity
- Individual drawer interlocking prevents unwanted opening, one-handed operation
- Smooth-running ball bearing full pull-outs with self-retraction
- Special colours, silkscreens, stickers possible on request



Flex-box cases on/
from page 255



Open fronted storage bins

- Polypropylene

Item no.	Dimensions in mm (WxDxH)
03.900.001	100 x 95 / 65 x 50
03.900.002	100 x 175 / 140 x 75
03.900.003	145 x 235 / 195 x 125



Support rail for open fronted storage bins

Item no.	Width in mm
03.900.06	300


Mobile flex-box cabinet

- Beech multiplex top 30 mm
- Side handles at top
- 2x case cabinet with smooth side wall
- Individual drawer interlocking prevents unwanted opening One-handed operation
- Smooth-running ball bearing full pull-outs with self-retraction
- 4x steering caster, Ø 100 mm, thereof 2 with locks

Item no.	External dimensions in mm (WxDxH)
04.50.37.2*	607 x 475 x 1132

Perforated wall

- For hanging the range of hooks



Item no.	External dimensions in mm (WxH)
04.50.37LW	370 x 462

Bottle holder

- For mounting on the perforated wall

Item no.	Dimensions in mm
03.900.43	Ø 90



Roll holder

- For mounting on the perforated wall

Item no.	Dimensions in mm (WxDxH)
03.900.42	140 x 106 x 71



*Supplied without bins, hooks, case, perforated walls and tools.

Mobile workplace systems

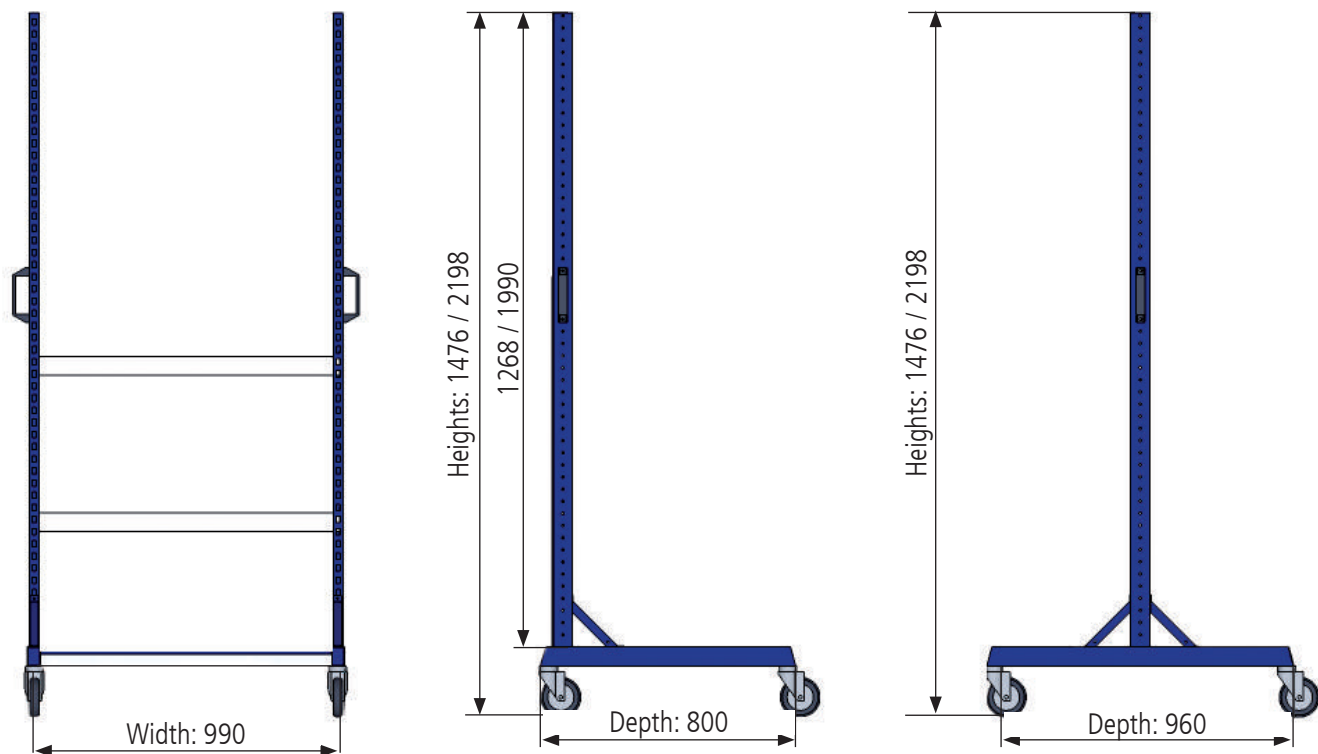
Mobile workraster units



workraster workplace systems

The mobile units of the workraster series enable quick access and maximum mobility. More manoeuvrable than ever before with 4 steering casters with a diameter of 125 mm (2 with locks). Simple handling thanks to user-friendly plastic handles. As transport or storage trolleys, whether used as a mobile workstation or for storing tools in the perforated walls,

they can be used in any situation. Thanks to a height grid of 38 mm, various heights and depths, individual equipping is possible on one or both sides. Shelves can be added to supply material as can many parts of the multi-board. The accessories of the workraster range are compatible.



Mobile workraster units: Basic dimensions

The mobile workraster units can be arranged in different depths and heights and can be used just as flexibly and individually as the series itself.



- Ergonomic plastic handle
- 4x steering caster, Ø 125 mm with lock
- Load capacity 200 kg



Accessories, such as perforated walls see page 277



Mobile workraster unit, single-sided

- 1x bottom plate

WR
E

Item no.	Dimensions in mm (WxDxH)
07.8310.811	1000 x 800 x 1476

Mobile workraster unit, single-sided

- 1x bottom plate

WR
E

Item no.	Dimensions in mm (WxDxH)
07.8310.821	1000 x 800 x 2198



Mobile workraster unit, double-sided

- 1x bottom plate

WR
DK

Item no.	Dimensions in mm (WxDxH)
07.8310.912	1000 x 960 x 1476



Mobile workraster unit, double-sided

- 1x bottom plate

WR
DK

Item no.	Dimensions in mm (WxDxH)
07.8310.922	1000 x 960 x 2198



Mobile workplace systems

Mobile workraster units



- Ergonomic plastic handle
- 4x steering caster, Ø 125 mm with lock
- Load capacity 200 kg



Mobile workraster unit, single-sided

- 1x bottom plate
- 1x perforated wall
- 2x bin carrier
- 1x shelf, 220 mm
- 1x shelf, 320 mm
- 1x bin strip with 6x drawer
- Open fronted storage bins: 12x size 4, 12x size 3, 8x size 2

WR
E

Item no.	Dimensions in mm (WxDxH)
07.8310.01	1000 x 800 x 2198



Mobile workraster unit, single-sided

- Beech multiplex worktop 1500 x 750 x 25 mm
- 1x bin carrier
- 1x shelf, 220 mm
- 2x perforated wall
- Open fronted storage bins: 8x size 2, 6x size 3

WR
E

Item no.	Dimensions in mm (WxDxH)
07.8310.50	1000 x 800 x 2198



Mobile workraster unit, double-sided

- 1x bottom plate
- 2x perforated wall
- 4x bin carrier
- 4x Euro bin 400 x 300 mm
- Open fronted storage bins: 16x size 2, 12x size 3, 4x size 4
- 1x bin strip with 3x drawer

WR
DK

Item no.	Dimensions in mm (WxDxH)
07.8310.02	1000 x 960 x 1476



Mobile workraster unit, double-sided

- 1x bottom plate
- 2x perforated wall
- 2x bin carrier
- 2x shelf, 220 mm
- Open fronted storage bins: 8x size 2, 18x size 3, 8x size 4

WR
DK

Item no.	Dimensions in mm (WxDxH)
07.8310.03	1000 x 960 x 1476

Mobile workraster units

Mobile logistics systems



- Ergonomic plastic handle
- 4x steering caster, Ø 125 mm with lock
- Load capacity 200 kg

**Mobile workraster unit, single-sided**

- 1x bottom plate
- 1x multi-roller shutter cabinet
- 1x bin carrier
- 1x shelf, 220 mm
- Open fronted storage bins: 8x size 2, 6x size 3, 8x size 4

VR
E

Item no.	Dimensions in mm (WxDxH)
07.8310.04	1000 x 800 x 2198

**Mobile workraster unit, single-sided**

- 1x bottom plate
- 2x bin carrier
- 4x Euro bin 400 x 300 mm
- 2x perforated wall
- Open fronted storage bins: 6x size 2, 8x size 3
- Small parts magazine with 12x drawer
- 1x bin strip with 6x drawer

VR
E

Item no.	Dimensions in mm (WxDxH)
07.8310.05	1000 x 800 x 1476

**Mobile workraster unit, double-sided**

- 1x bottom plate
- 1x multi-roller shutter cabinet
- 2x shelf, 220 mm
- 2x perforated wall
- 3x Euro bin 400 x 300 mm
- Open fronted storage bins: 12x size 3, 4x size 4

VR
DK

Item no.	Dimensions in mm (WxDxH)
07.8310.06	1000 x 960 x 2198

**Mobile workraster unit, double-sided**

- 1x bottom plate
- 2x shelf, 220 mm
- 2x bin carrier
- 2x perforated wall
- 3x Euro bin 400 x 300 mm
- Open fronted storage bins: 4x size 4, 18x size 3, 8x size 2

VR
DK

Item no.	Dimensions in mm (WxDxH)
07.8310.07	1000 x 960 x 2198

Supplied without hooks, tools and decoration

Mobile workplace systems

Mobile workergo units



Mobile workergo unit

- Beech multiplex worktop 25 mm
- Stepless height adjustment with clamp fixing
- Load capacity 200 kg
- 2x steering caster, Ø 100 mm with lock
- 2x fixed caster, Ø 100 mm

Multi-board setup

- 2x support column
- 1x equipment rail
- 1x overhead frame with lighting
- 1x shelf, 220 mm
- 1x energy duct with 3x earthed sockets and on/off switch
- 2x perforated wall
- 1x document holder



Item no.	Dimensions in mm (WxDxH)	Version
4M150KL75GB	1500 x 750 x 820 – 1160	Mobile workergo unit
4C150-7	1500 x 1255	Multi-board setup

Mobile workergo unit

- Beech multiplex worktop 25 mm
- Stepless height adjustment with clamp fixing
- Load capacity 200 kg
- 2x steering caster, Ø 100 mm with lock
- 2x fixed caster, Ø 100 mm

Multi-board setup

- 3x support column
- 1x equipment rail
- 1x overhead frame with lighting
- 2x shelf, 220 mm
- 1x energy duct with 3x earthed sockets and on/off switch
- 4x perforated wall
- 1x document holder



Item no.	Dimensions in mm (WxDxH)	Version
4M200KL75GB	2000 x 750 x 820 – 1160	Mobile workergo unit
4C200-7	2000 x 1255	Multi-board setup

Mobile workline units

Mobile logistics systems



workline

WL
1



- 2x shelf, beech multiplex shelf 25 mm
- Extendable and height-adjustable

Item no.	Dimensions in mm (WxDxH)
07.59.75	700 x 610 x 950
07.59.95	900 x 610 x 950



- 3x shelf, beech multiplex shelf 25 mm
- Extendable and height-adjustable

Item no.	Dimensions in mm (WxDxH)
07.55.75	700 x 610 x 1510
07.55.95	900 x 610 x 1510



- Beech multiplex top 25 mm
- Stepless height adjustment
- Load capacity 200 kg

Item no.	Dimensions in mm (WxDxH)
07.51.85	750 x 750 x 980 – 1250

Mobile workline tables



- Beech multiplex worktop 25 mm
- Stepless height adjustment
- Load capacity 200 kg

Item no.	Dimensions in mm (WxDxH)
07.51.87	1500 x 750 x 980 – 1250



- Beech multiplex worktop 25 mm
- Stepless height adjustment
- Load capacity 200 kg

Item no.	Dimensions in mm (WxDxH)
07.51.86	1000 x 750 x 980 – 1250

